



Public Safety and Legal Administration Quarterly Report

*Interim Chief E. Dancy
City of Atlanta
Department of Corrections
June 13, 2022*

Partnerships

SOMEONE CARES ATLANTA

Offers HIV testing to interested detainees once weekly.
Provides Wholeness Health and Wellness to Department of Corrections' population.

Emory Mental Health

Mental Health services provided to detainees in collaboration with Emory/Grady Fellows from the Department of Psychiatry and Behavioral Sciences of Emory University School of Medicine.

Viral Solutions

Founded to help alleviate the COVID testing and vaccination crisis in Georgia.
Provides COVID-19 testing and vaccinations to the Department of Corrections' (DOC) detainees and staff.

NAVICA APP

The Department of Corrections, along with Atlanta Fire Rescue Department (AFRD), supports the City of Atlanta through training employees on conducting Rapid COVID testing using the NAVICA APP. Atlanta City Detention Center (ACDC) is listed as a (2nd standing) COVID testing site for the City of Atlanta in the Fulton County System.

Inmate Work Detail

Georgia Department of Corrections (Clayton County Transitional Center)
Atlanta Police Department's Code Enforcement (Cut & Close Initiative)
City of Atlanta Department of Public Works
Metro Women's Facility

Fulton County Sheriff's Office

On-going collaboration with Fulton County Sheriff's Office (FCSO) regarding Emergency Management and Fire Safety procedures.



Vision Statement

The City of Atlanta Department of Corrections' vision is to protect the public while striving for excellence through exemplary customer service and promoting community involvement.

Mission Statement

The City of Atlanta Department of Corrections' mission is to provide a safe and secure correctional environment; enhance public safety through partnerships with the community and law enforcement.



DOC's Key Initiatives

Inspections

- *Johnson Controls Inspection & Repair*
 - *Fire Pump*
 - *Kitchen Ansul System*
- *National Environmental Balancing Bureau (NEBB) Research Air Flo, Inc.*
 - *Air Flow Test*
- *Apex Companies, LLC*
 - *Illumination and Sound Level Assessment*

Hiring Process

- *DOC on-boarded eight (8) individuals (4 Sworn/4 Civilians)*
 - *Three (3) Corrections Officer*
 - *Recaptured Corrections Officer*
 - *Corrections ID Tech*
 - *Office Support Specialist*
 - *Program Service Manager*
 - *Licensed Practical Nurse*
- *Five (5) Recruits completed Basic Jail Training*

4th Quarter FY22 Audits

- *Prison Rape Elimination Act (PREA) Audit June 7, 2022*
- *American Correctional Association (ACA) Re-accreditation Audit – June 13-15, 2022*



NATIONAL
PREA
RESOURCE
CENTER



ACDC Statistics



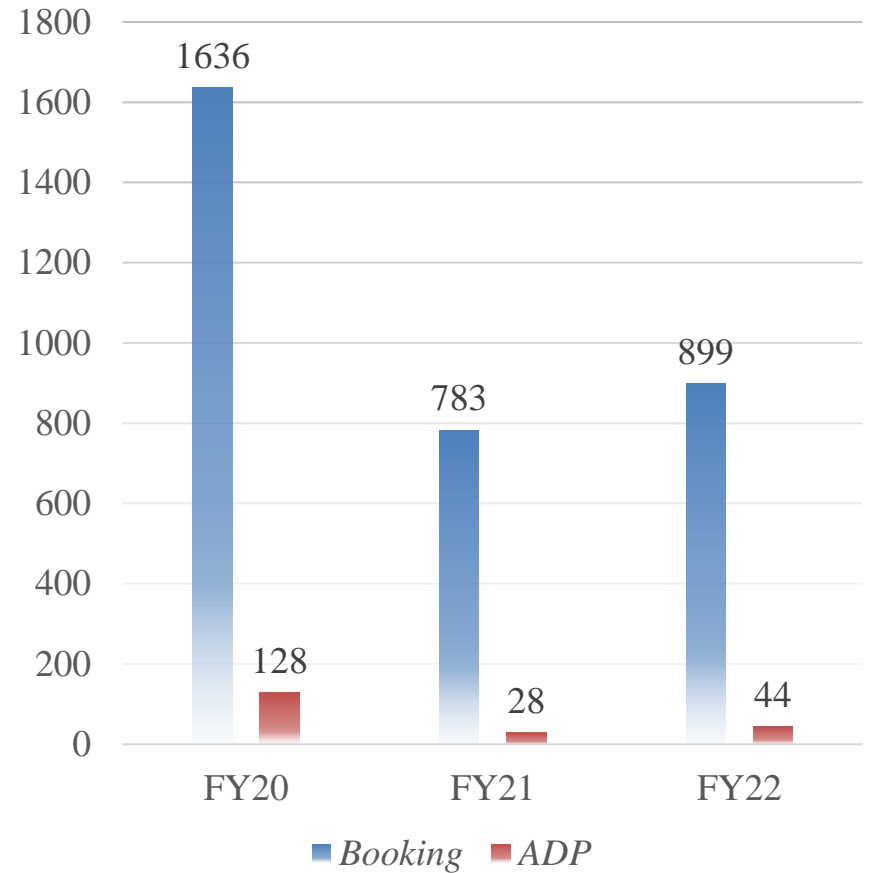
3rd Quarter

FY20, FY21 & FY22

Booking & ADP Averages

Total Bookings

3 rd Quarter FY22 Monthly Average: 899	January 2022	825
	February 2022	855
	March 2022	1,017



Average Daily Population (ADP)

3 rd Quarter FY22 Monthly Average: 44	January 2022	43
	February 2022	46
	March 2022	44

ACDC Statistics

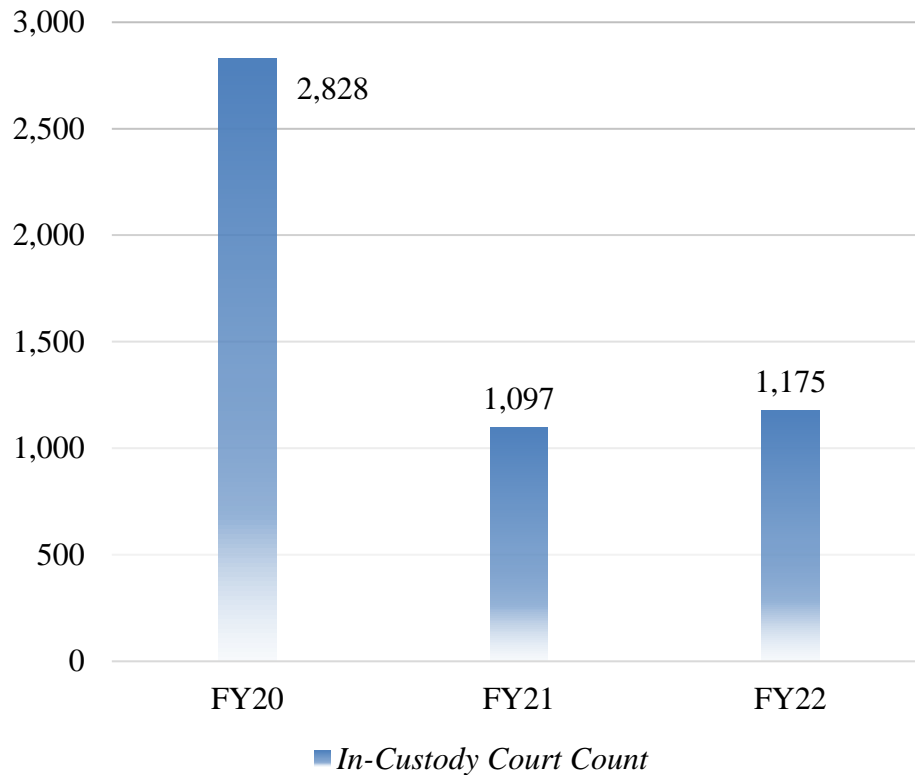
Virtual Court

3rd Quarter
FY20, FY21 & FY22
In-Custody Court Count

In-Custody Court Count

3rd Quarter
FY22
Total: 1,175

January 2022	379
February 2022	373
March 2022	423




Community Engagement *Beyond the Walls of ACDC*



March 15:
Cooper Street
Litter & Debris Clearing

Before



After



OPERATION CLEAN SWEEP
Department of Public Works 6

Community Engagement *Beyond the Walls of ACDC*



March 25:
Glenn Street
Litter & Debris Clearing



OPERATION CLEAN SWEEP
Department of Public Works

Community Engagement

Beyond the Walls of ACDC



Food Drive: Jackson Memorial Baptist Church
March 17, 2022
Councilmember Andrea L. Boone, District 10



Community Engagement *Beyond the Walls of ACDC*



Food Drive: Cascade United Methodist Church
March 23, 2022
Councilmember Michael J. Bond, Post 1 At Large





Community Engagement *Beyond the Walls of ACDC*

Projects

Warming Centers: The City of Atlanta Department of Corrections partnered with the City of Atlanta Department of Emergency Management to prepare and deliver meals to the designated locations for displaced citizens. On average, DOC prepared and delivered 100 meals per Center per activation. For the 3rd quarter of FY22, DOC prepared and delivered a total 6,800 meals and cleaned 272 bags of linen.



<i>Meals</i>	<i>Old Adamsville</i>	<i>Central Park</i>
<i>January 2022</i>	1,700	1,700
<i>February 2022</i>	1,700	1,700

Partnerships

<i>*DOC Kitchen & Housekeeping Staff</i>	<i>*DOC Recruits/APD Recruits</i>
<i>*Inmate Work Detail</i>	<i>*Department of Emergency Management</i>



Questions ?

Interim Chief E. Dancy
City of Atlanta
Department of Corrections