



**CITY OF ATLANTA JURISDICTIONAL BRIEFING  
PROPOSED FY2023  
OPERATING AND CAPITAL BUDGETS  
Presented May 25, 2022**



# **FY22 MARTA Successes**

- Expansion of Electric Bus Fleet
- Supported MARTA Workforce
- Station Rehabilitation Early Work
- Goldman Sachs increases TOD Fund to \$200 million
- Groundbreaking for Skyline Apartments at Future Terminus of Summerhill BRT
- Opening of Marchon @ King Memorial Station
- MARTA Reach @ HE Holmes Station & Expansion

## FY23 Budget Timeline

- Board briefing and feedback (May 13<sup>th</sup>)
- Public hearings (May 16<sup>th</sup> and May 17<sup>th</sup>)
- Proposed budgets provided to each jurisdiction (May 17<sup>th</sup> – May 25<sup>th</sup>)
- Board committee presentation (May 26<sup>th</sup>)
- Board vote to adopt (June 9<sup>th</sup>)

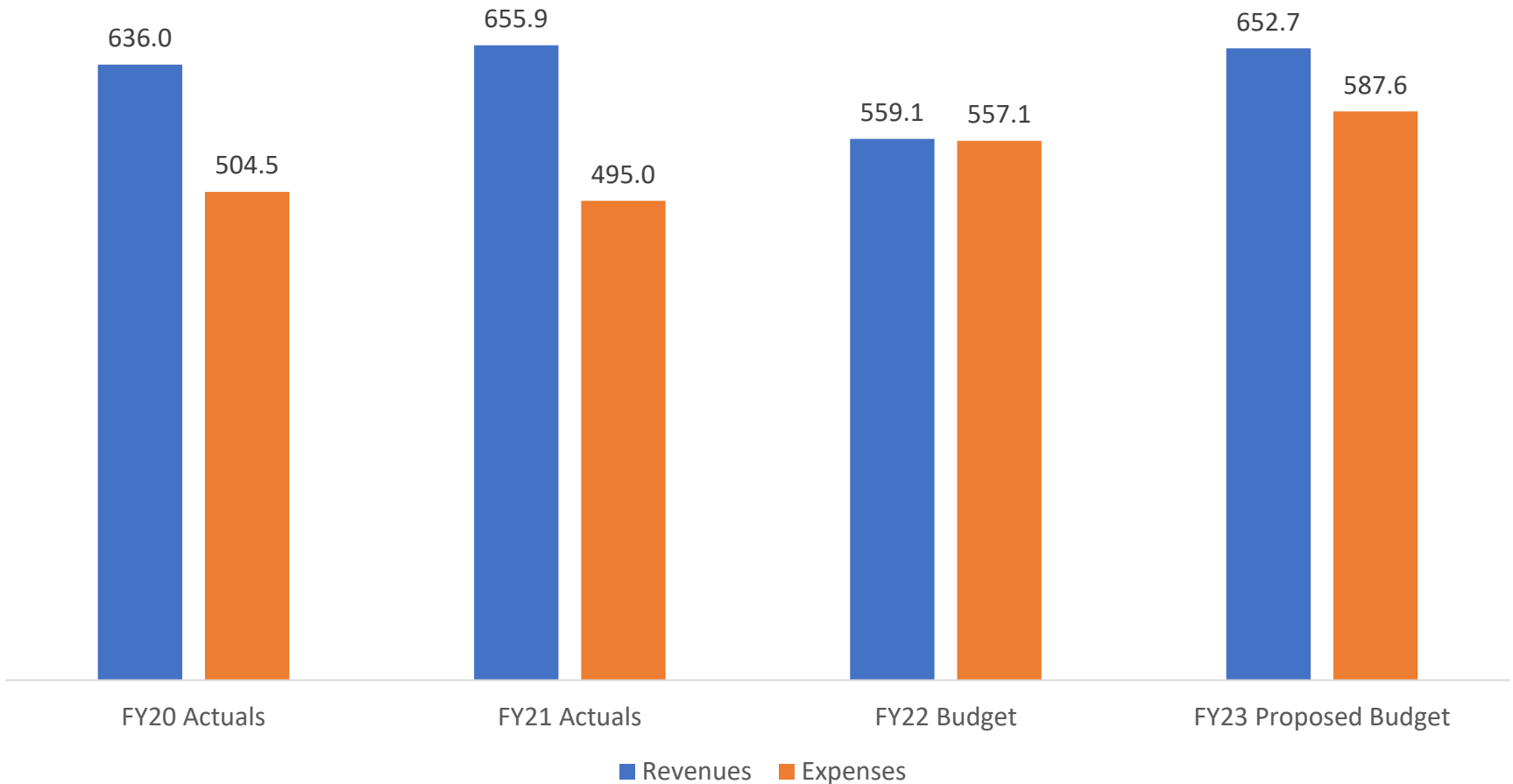
# PROPOSED FY2023 OPERATING BUDGET



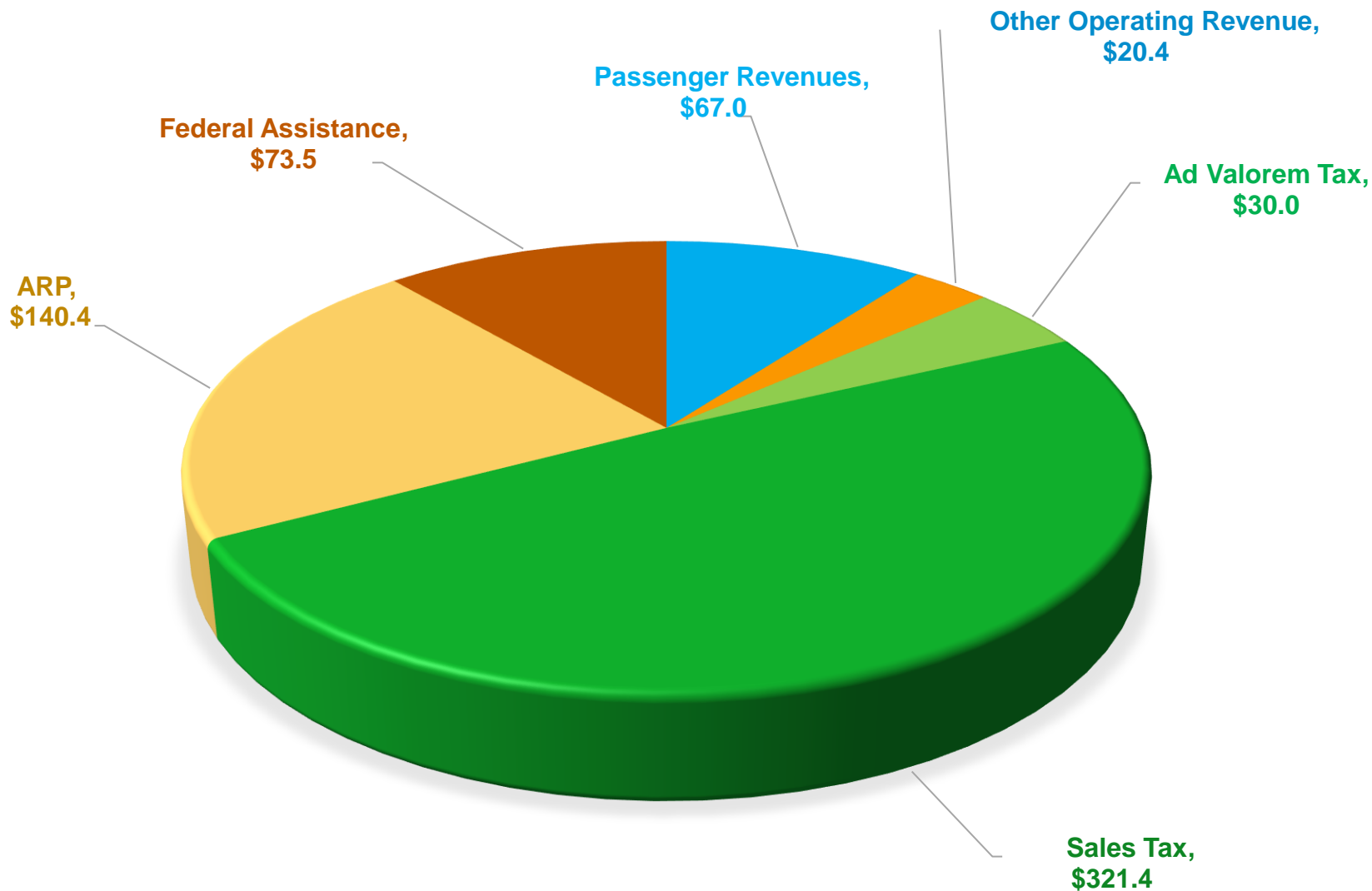
# Service Levels – New Transit Service Plan

Revenue Miles	FY2019 Actual	FY2020 Actual	FY2021 Actual	FY2022 Forecast	FY2023 Budget
Bus	28,121,795	28,303,085	26,005,027	24,231,362	28,415,873
Rail	22,511,413	20,430,752	17,142,109	18,348,058	22,726,570
Mobility	7,273,741	6,965,088	5,403,658	5,328,423	6,344,235
Streetcar	60,510	56,422	52,662	53,599	61,064
<b>Total</b>	<b>57,967,459</b>	<b>55,755,347</b>	<b>48,603,456</b>	<b>47,961,442</b>	<b>57,547,742</b>
Revenue Hours	FY2019 Actual	FY2020 Actual	FY2021 Actual	FY2022 Forecast	FY2023 Budget
Bus	2,278,566	2,322,662	2,102,478	1,910,062	2,328,779
Rail	845,478	771,146	642,679	690,134	853,933
Mobility	461,382	480,144	359,702	351,355	421,312
Streetcar	12,005	11,586	10,201	10,147	12,136
<b>Total</b>	<b>3,597,431</b>	<b>3,585,538</b>	<b>3,115,060</b>	<b>2,961,698</b>	<b>3,616,160</b>

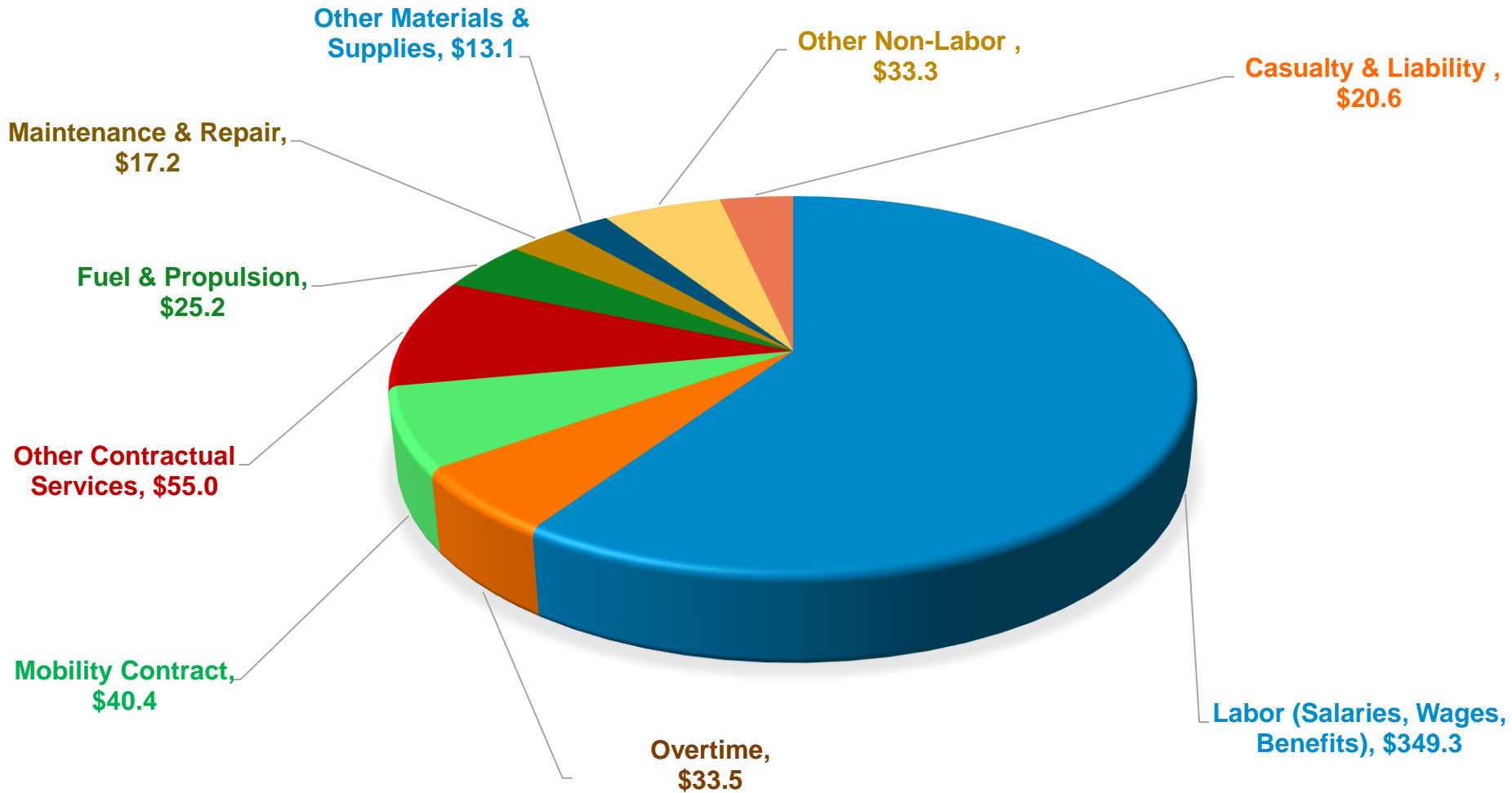
# FY20 – FY23 Operating Revenues vs. Expenses (\$M)



# FY23 Projected Operating Revenues \$652.7 (M)



# FY23 Proposed Operating Expenses \$587.6 (M)





# PROPOSED FY2023 CAPITAL BUDGET

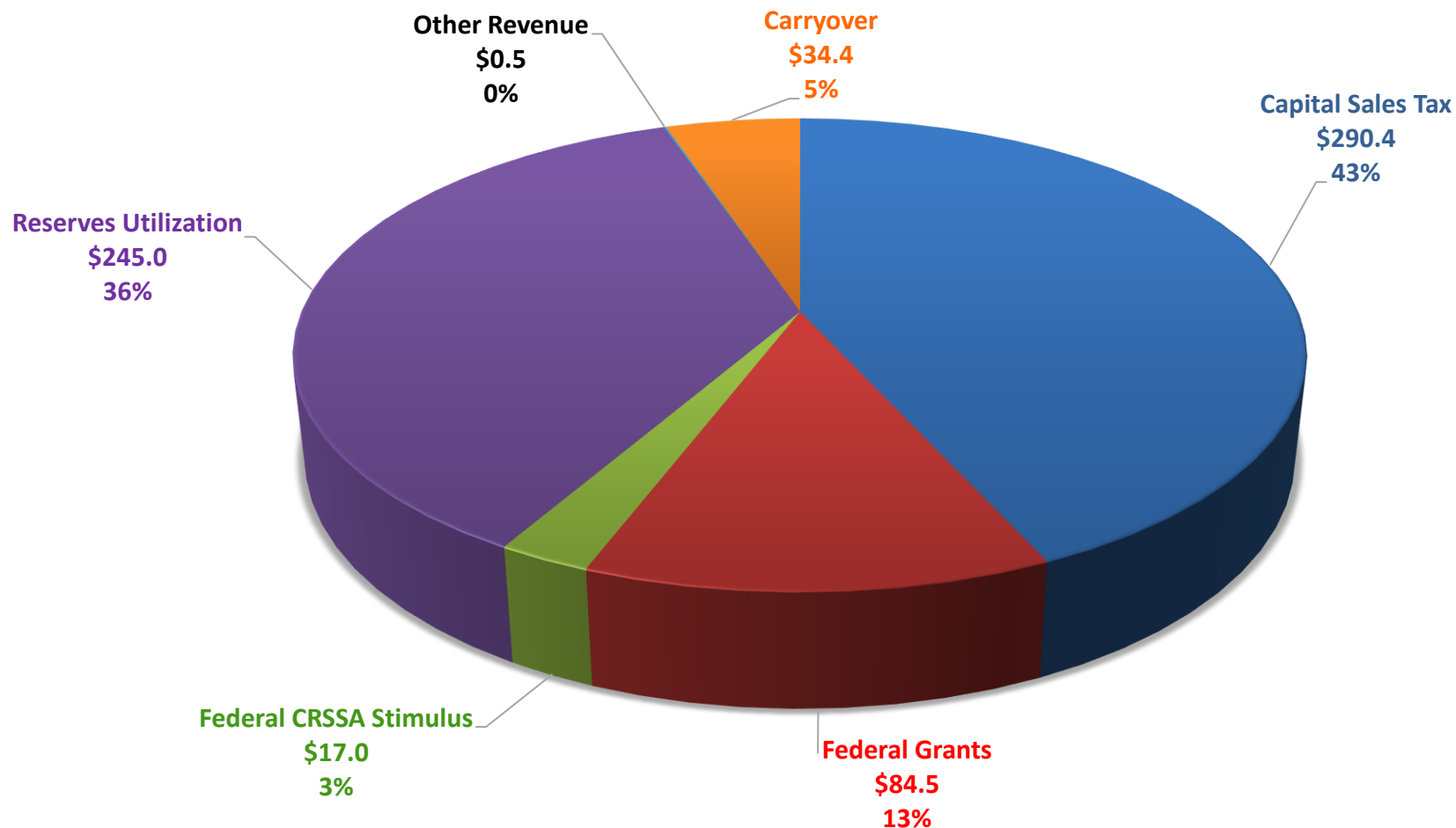


# FY23 Sources & Uses (\$M)

<b><u>Funding Sources</u></b>	
<b>Total FY2022 Carry Over</b>	<b>599.5</b>
Prior Year Sales Tax Surplus	279.4
More MARTA - City of Atlanta	142.8
More MARTA - Clayton County	177.3
<b>FY2023 Funding Sources</b>	<b>471.0</b>
Sales Tax	362.4
Federal Funds - SGR and More MARTA	91.1
Federal Funds - CRRSAA Stimulus Funds	17.0
Interest Income	0.5
<b>Total Capital Funds</b>	<b>1,070.5</b>
<i>Total More MARTA</i>	<i>398.7</i>
<i>Total State of Good Repair</i>	<i>671.8</i>
<b><u>Capital Expenses</u></b>	
<b>Total Capital Expenses</b>	<b>717.0</b>
State of Good Repair	512.0
Bond Debt Service and Other Bond Related Costs	145.0
More MARTA - City of Atlanta	45.4
More MARTA - Clayton County	14.5
<b><u>FY23 Year End Balance</u></b>	
<b>Total Carryover</b>	<b>353.5</b>
Total More MARTA Funds Carryover	338.7
Total State of Good Repair Carryover	14.8

# FY23 Funding Sources – SGR\*

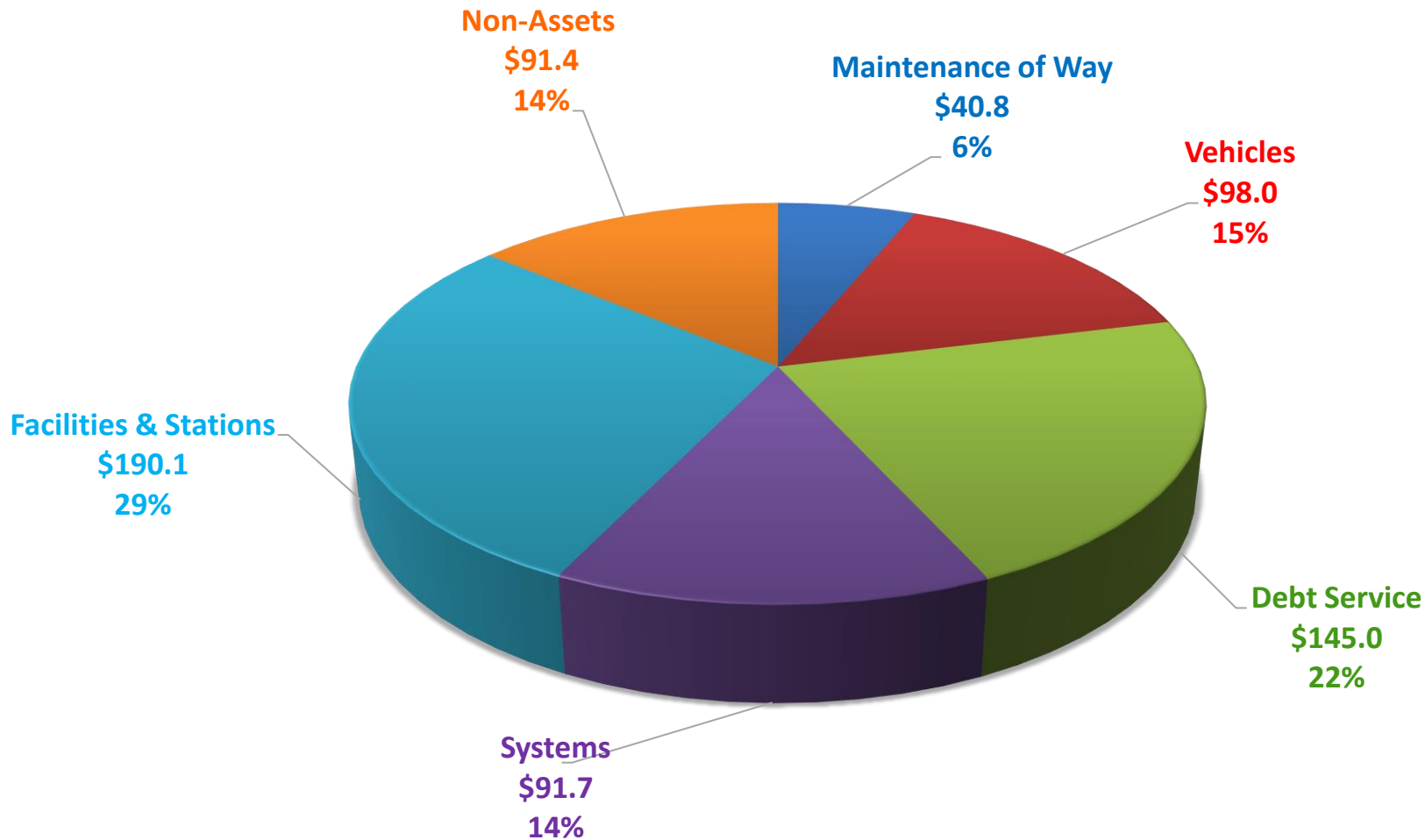
## Total of \$671.8M



\*Does not include More MARTA City of Atlanta or Clayton County funding

# FY23 Expenditures – SGR\*

## Total of \$ 657.0M



\*Does not include More MARTA City of Atlanta or Clayton County project expenses

# FY23 Top 10 Project Budgets by Cost (\$M)

Capital Project Description	FY23 Budget
Rail Station Rehabilitation	\$72.0
CQ400 New Rail Car Procurement	\$56.5
Track Renovation Phase IV	\$38.5
Clayton County O&M Real Estate	\$37.0
CPMO (SGR)	\$30.0
Parking Lot Repair	\$30.0
CQ311 Fleet Life Extension	\$10.7
Radio System Upgrade Program	\$10.00
SMART Restroom Program	\$9.00
Environmental Health and Safety	\$9.00
<b>Total</b>	<b>\$302.7</b>

**Top 10 Projects account for approximately 59% of the FY23 CIP**



# Project Highlights

# City of Atlanta



## City of Atlanta FY2023 Key Capital Projects – Policy, Innovation and Administration

	Project Start	FY23 Budget	Total Budget (EAC)
BeltLine First – Last Mile Connectivity Study	FY23	\$0.05M	\$0.05M
Summerhill BRT Termini Human Connections Study	FY23	\$0.12M	\$0.12M
Transit-Oriented Development Master Planning: HE Holmes Station	FY23	\$0.4M	\$0.4M
Safe Routes to Transit	FY23	\$2M*	TBD

\* Budget is reflective of system-wide funding

Note: (EAC) Estimate at Completion is subject to change and is not reflective of committed project funds



## City of Atlanta FY2023 Key Capital Projects – State of Good Repair

	Project Start	FY23 Budget	Total Budget (EAC)
Brown's Mill Paint Booth	FY22	\$1M	\$7.2M
Atlanta Streetcar Overhaul	FY20	\$5M	\$5M
Station Rehabilitation: Airport	FY16	\$14M	\$55M
Station Rehabilitation: Five Points	FY21	\$15M	\$50M
Station Rehabilitation: Lenox	FY21	\$5M	\$30M
Station Rehabilitation: Arts Center	FY21	\$1.3M	\$31M
Station Rehabilitation: HE Holmes	FY21	\$10M	\$47M
Station Rehabilitation: East Lake	FY22	\$6M	\$19M
Smart Restroom: GWCC/CNN Center	FY21	\$0.8M	\$0.8M
Smart Restroom: HE Holmes	FY21	\$0.1M	\$0.8M
Bus Shelters/Amenities*	FY20	\$4M	\$25M

\* Budget is reflective of system-wide funding

Note: (EAC) Estimate at Completion is subject to change and is not reflective of committed project funds

## City of Atlanta FY2023 Key Capital Projects – Expansion

	Project Start	FY23 Budget	Total Budget (EAC)
Five Points Station Transformation & Transit-oriented Development	FY22	\$10M	\$204M
Additional Atlanta Streetcar Vehicles	FY23	\$5M	\$5M
Atlanta Belt Line East and Streetcar East Integrated Transit Initiative	FY23	\$1.7M	\$1.04B
Campbellton Community Investment Corridor & Greenbriar Superstation	FY22	\$1.6M	\$308M
North Avenue Autonomous Rapid Transit Pilot	FY23	\$0.2M	TBD
Clifton Transit Corridor	FY22	\$3M	\$1.8B
Cleveland & Metropolitan ART	FY22	\$7M	\$54M
Bankhead Station Platform Extension	FY23	\$4M	\$63M
Summerhill BRT	FY21	\$0.1M	\$79M (preliminary)
Buckhead CID Hub 404 at Buckhead Station Public Space and Linkages Design	FY23	\$0.05M	\$2M

Note: (EAC) Estimate at Completion is subject to change and is not reflective of committed project funds

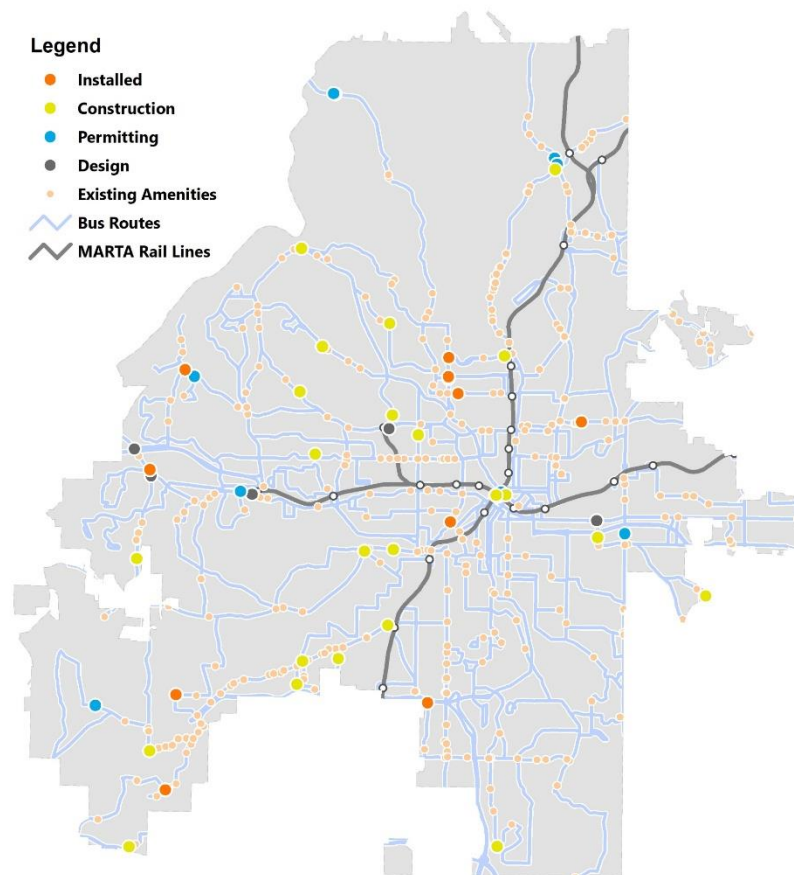
## **10-year Key Additional Capital Programs & Projects – City of Atlanta**

- **Policy, Innovation and Administration**
  - Safe Routes to Transit
- **State of Good Repair**
  - Station Rehabilitation
  - Smart Restrooms
  - Systemwide – Power; Trackway; Maintenance of Way; Communications; Facilities
- **Expansion**
  - Streetcar Terminus West Extension
  - BeltLine West & Southwest
  - Peachtree Road ART
  - Moore’s Mill & Greenbriar Mall Transit Centers
  - Northside Dr. BRT
  - Vine City

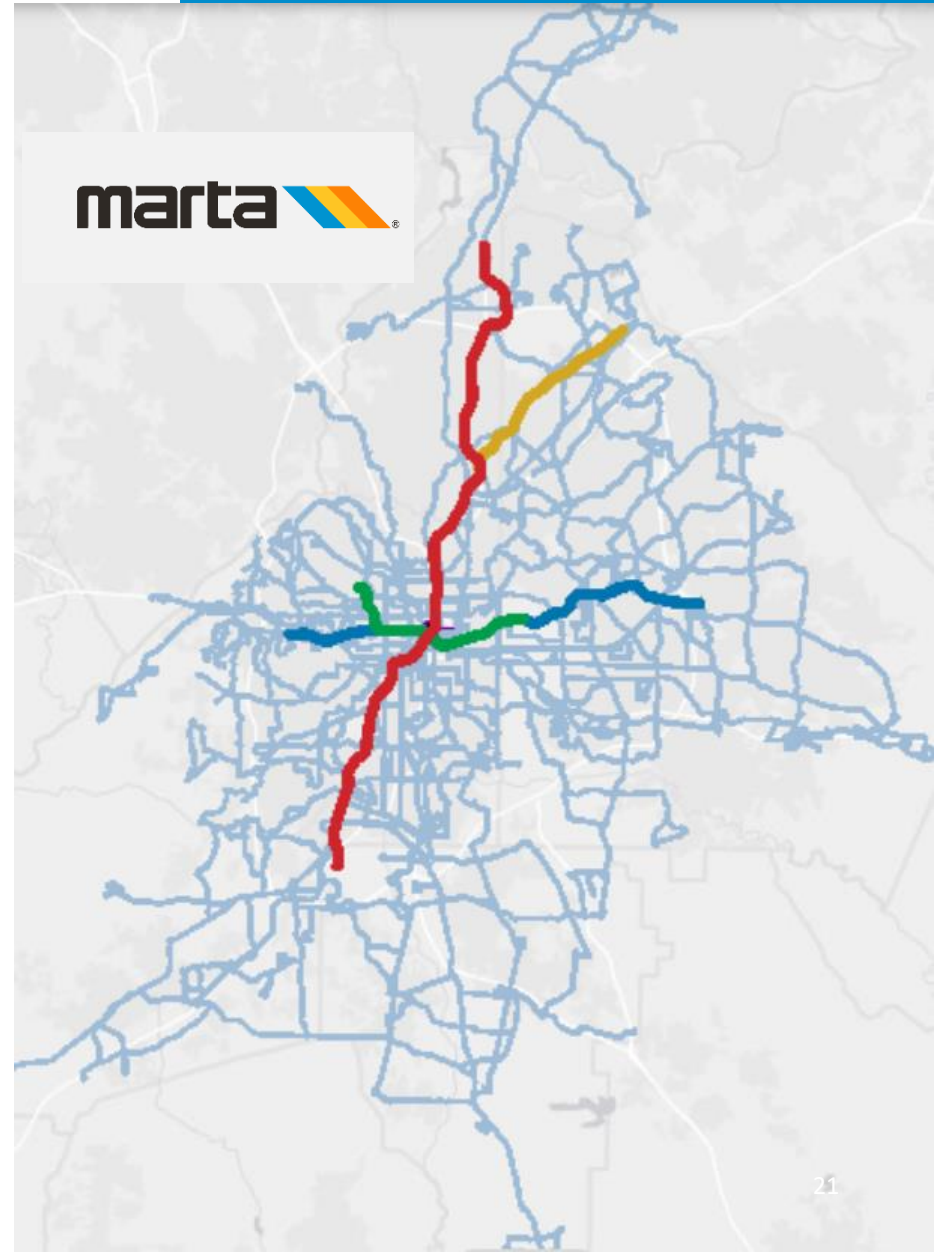
# City of Atlanta Bus Shelter/ Amenities

## FY22 Amenities Status Map

- FY22 Amenities Status
  - 11 amenities installed
  - 23 under construction
  - 10 in permitting
  - 6 in design
  
- City of Atlanta will receive 50 more amenities in FY23
  - 25 shelters
  - 25 benches



# Systemwide Programs and Projects



## Systemwide FY2023 Key Capital Projects and 10 Year

Policy, Innovation and Administration	State of Good Repair	Expansion
<ul style="list-style-type: none"> <li>○ Long Range Transit Planning</li> <li>○ Platform Screen Doors</li> <li>○ Communications Based Train Control (CBTC)</li> <li>○ Capital Programs Management Office</li> <li>○ Communications and Reporting</li> </ul>	<ul style="list-style-type: none"> <li>○ Track Renovation Phase IV</li> <li>○ Traction Power Substation Replacement</li> <li>○ Auxiliary Power Replacement</li> <li>○ Comprehensive Fare Collection (AFC 2.0)</li> <li>○ Various Technology Upgrades</li> <li>○ Rail Vehicles Replacement</li> <li>○ Roof, Pavement and Power Rehabilitation</li> <li>○ Radio System Upgrade Program</li> <li>○ Track &amp; Structures (Aerial Steel Structures)</li> </ul>	<ul style="list-style-type: none"> <li>○ Transit Signal Priority</li> <li>○ Safe Routes to Transit</li> <li>○ Bus Stop Shelters</li> <li>○ Bus Signage Modernization and Replacement</li> <li>○ Subject Matter Experts and Advisory Services</li> </ul>



# Thank You