


# Atlanta Police Department Public Safety Report



Deputy Chief T. Peek



March 28, 2022



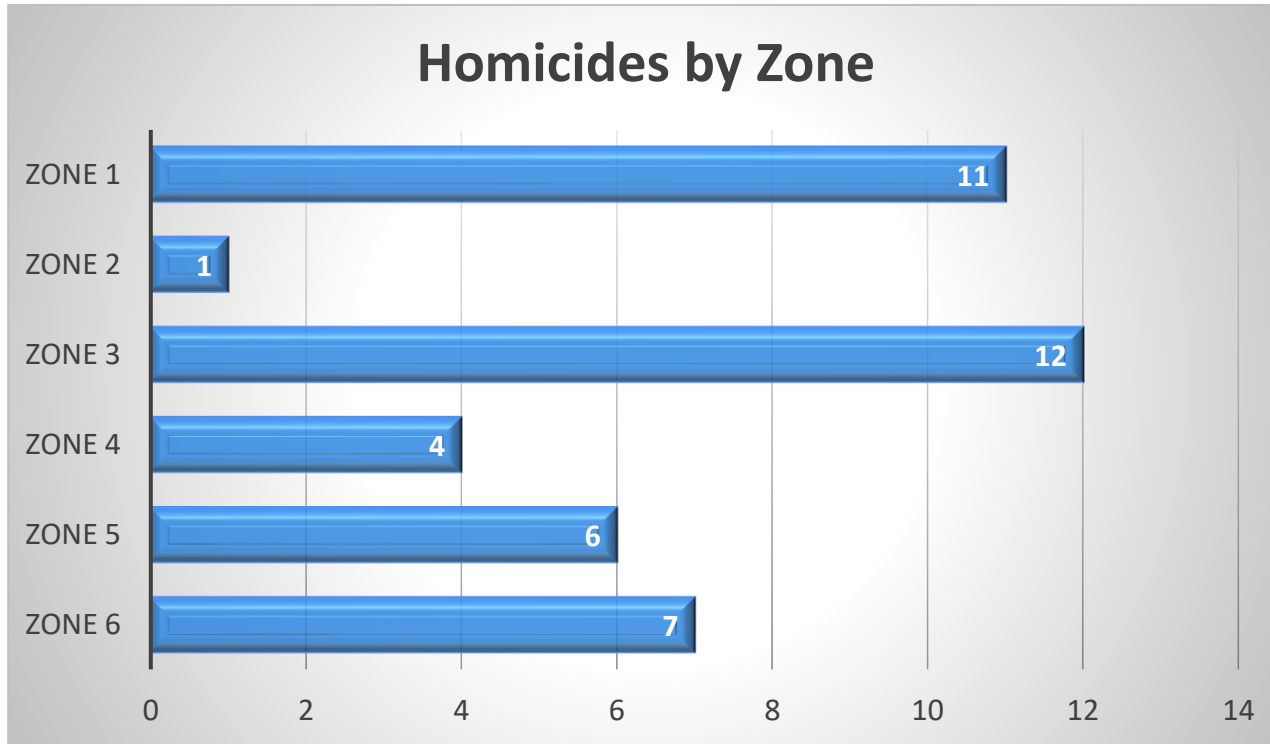
# 2022 Cobra Report

As of 3/24/2022

Group A Crimes	Week	Prev Week	% Chg	28 Day	Prev 28 Day	% Chg 28	YTD	YTD Prev	% Chg YTD
<b>PERSON</b>	<b>59</b>	<b>38</b>	<b>55%</b>	<b>296</b>	<b>275</b>	<b>8%</b>	<b>821</b>	<b>799</b>	<b>3%</b>
⊕ Homicide	5	3	67%	17	10	70%	41	28	46%
⊕ Rape	0	2	-100%	4	26	-85%	48	33	45%
⊕ Aqgravated Assault	54	33	64%	275	239	15%	732	738	-1%
<b>PROPERTY</b>	<b>222</b>	<b>243</b>	<b>-9%</b>	<b>1291</b>	<b>1457</b>	<b>-11%</b>	<b>4114</b>	<b>4340</b>	<b>-5%</b>
⊕ Robbery	7	7	0%	41	45	-9%	131	178	-26%
⊕ Burglary/Breaking & Entering	23	14	64%	96	149	-36%	394	343	15%
⊕ Theft From Motor Vehicle	90	102	-12%	587	681	-14%	1893	1866	1%
⊕ Shoplifting	19	32	-41%	107	107	0%	316	312	1%
⊕ All Other Larceny	49	47	4%	261	245	7%	722	795	-9%
⊕ Motor Vehicle Theft	34	41	-17%	199	230	-13%	658	846	-22%
<b>Total</b>	<b>281</b>	<b>281</b>	<b>0%</b>	<b>1587</b>	<b>1732</b>	<b>-8%</b>	<b>4935</b>	<b>5139</b>	<b>-4%</b>

# 2022 Homicide Breakdown

As of 3/24/2022



## Motive

- 34% Escalating Dispute
- 15% Robbery
- 10% Narcotics

## Location

- 34% Apartment
- 34% Highway/City Street
- 10% Club

# 2022 Repeat Offenders

Week 11



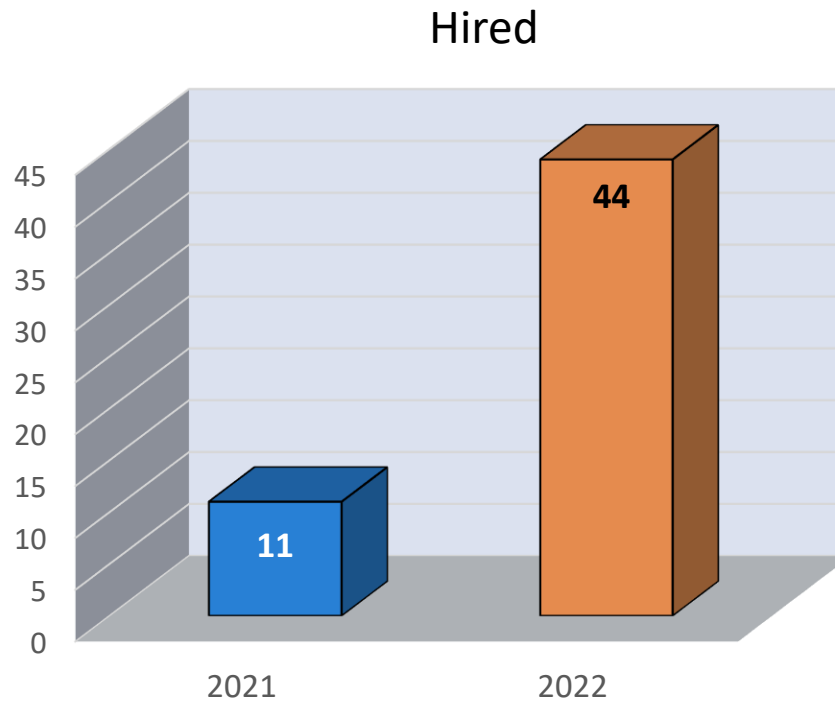
Category	Percentage
Weapon Charges	21%
Violent Crimes	21%
Property Crimes	29%
Narcotics	29%

Average age of arrestee	47
Average number of arrests	25
Average number of felony convictions	5

Each offender's criminal history was vetted and those that were determined to be a "Career Criminal" in pursuant to OCGA 35-3-30(1), which means any person convicted three times under the laws of this state of felonies or under the laws of any other state or the United States of crimes which would be felonies if committed within this state.



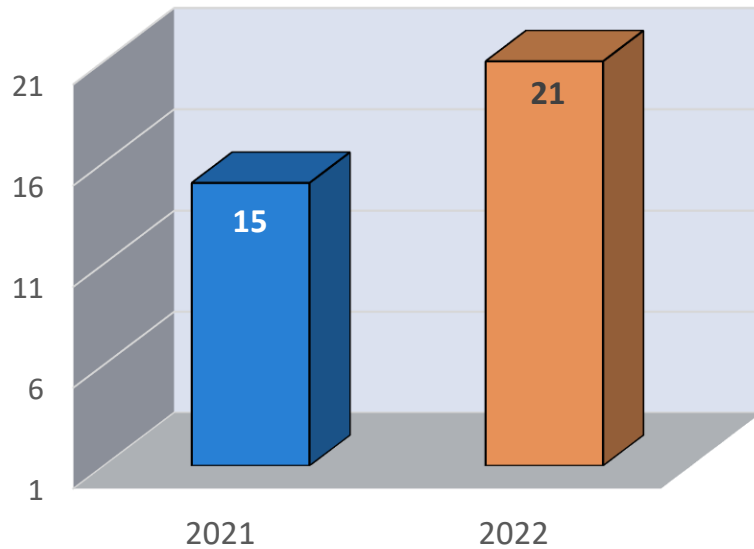
# 2022 Recruitment Comparison 2021





# 2022 Attrition Comparison 2021

## Resignations



## Retirements

