

Atlanta Fire Rescue Department Quarterly Review

January 24, 2022



Roderick Smith, Fire Chief

Atlanta Fire Rescue Department (AFRD) Mission and Vision

- **Mission:** The Atlanta Fire Rescue Department provides prompt quality services to our stakeholders that promotes safety, well-being, enhances sustainability, and enriches the quality of life through professional development and dedication to service.



Goals and Objectives

Atlanta Fire Rescue Department

- Work with COA administration to ensure fire engines are fully staffed
- Establish pay equity throughout the department for sworn and civilian staff
- Complete enhancements, repairs and replacements of AFRD facilities and fleet
- Provide a safe working environment for all AFRD members
- Develop and Implement comprehensive hiring/recruitment plan

Organizational Priorities



1. Service Excellence

(Calls for Service)



2. Staffing Strategies


(Staffing and Attrition)



3. Fleet, Facility Enhancements and Construction

*(Renovation, Construction, Additions,
Replacements)*

Service Excellence



Calls for Service


Airport – CY21-Q4

Category	October	November	December	Total
ARFF	0	4	10	14
EMS	586	546	678	1,810
Fire	54	40	42	137
Hazmat	11	0	1	12
Jet fuel spilled	0	11	8	19
Technical Rescue	8	6	11	25
Other	15	8	12	35
Total	674	615	762	2,051

Downtown - CY21 – Q4

Category	October	November	December	Total
EMS	4,623	3,382	4,387	12,392
Fire	1,461	1,090	1,291	3,842
Hazmat	24	36	26	86
Technical Rescue	629	461	530	1620
Other	158	131	155	444
Total	6,895	5,100	6,389	18,384

Total Calls for Services Q4 Comparison



	Downtown CFS	Aviation CFS
CY2020 - Q4	21,656	1,236
CY2021 - Q4	18,384	2,051

■ CY2020 - Q4 ■ CY2021 - Q4

Staffing Strategies



Roderick M. Smith, Fire Chief

CY2021 Fourth Quarter Staffing Strategies

General Fund	Authorized FTE	Position Vacancies	Vacancy Rate
Sworn	707	137	19%
Civilians	67	16	24%
General Fund Total	774	153	20%

**FTE
(Sworn)**

881

Enterprise Fund	Authorized FTE	Position Vacancies	Vacancy Rate
Sworn	174	55	32%
Civilians	25	6	24%
Enterprise Fund Total	199	61	31%

**Recruits
(Training)**

39

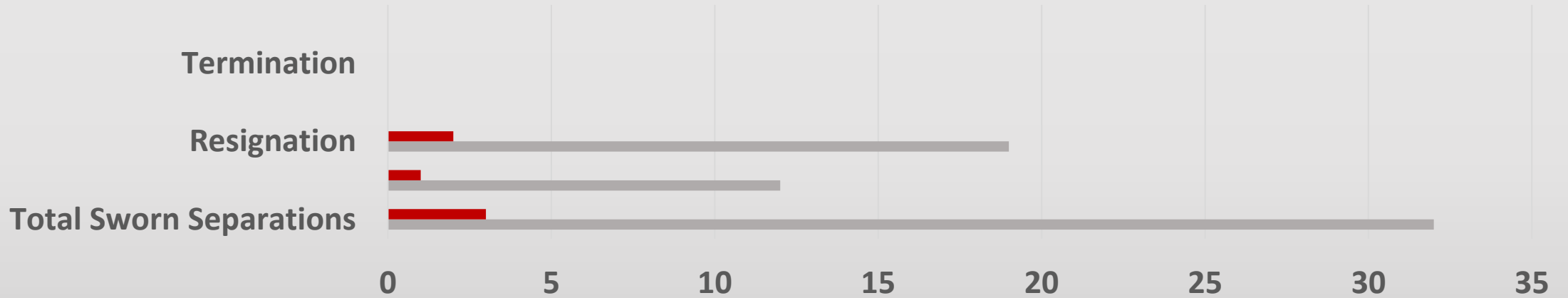
Total	Authorized FTE	Position Vacancies	Vacancy Rate
Sworn	881	192	22%
Civilians	92	22	24%
Total Departmental	973	214	22%

**Recruits
(Red Shirts)**

37

CY2021 Fourth Quarter Attrition

Chart Title



	Total Sworn Separations	Retirement	Resignation	Dismissed	Termination	Deceased
■ Civilian	3	1	2	0	0	0
■ Sworn	32	12	19	0	0	0

■ Civilian ■ Sworn



Priority 3: Facilities and Fleet

Fleet

1500 GPM Pumper (1)	Contract awarded to vendor, in process of establishing pre-construction meeting for apparatus.
Tractor Drawn Aerial Truck (1)	Contract awarded to vendor, in process of establishing pre-construction meeting for apparatus.
Pick-Up Truck (5)	Pick-up trucks ordered
Additional Fire Equipment	Additional apparatuses approved through City Council.



Facilities

Station #25	Renovations in process; Kitchen, HVAC, Restrooms. estimated completion: late January 2022
Fire Station #32	Replacement Station: Site prep started August 2021; estimated completion December 2022
Fire Station #21	Station Renovation; Currently under construction; Estimated completion: March 2022
Fire Station #22	Replacement of existing Fire Station; Estimated completion: TBD
Fire Station #19	Station Renovation; Currently under construction. Estimated completion April 2022
Fire Station #36 (Princeton Lakes Fire Station)	New Station Construction: Site Prep phase; Project is set to be completed in August 2022
EMS #37 Station	Groundbreaking scheduled for December 16, 2021. Scheduled for completion in 2022
Fire Station #16	Commercial Kitchen Upgrades & Mechanical improvements. Estimated completion late January 2022
Fire Station #8	Structural Repairs, ADA Shower upgrades (gender neutral). Estimated completion March 2022
Fire Station #14	Partial Living Reconfiguration and Apparatus Bay Ceiling Improvements. Status: Awaiting legislation, potential start date early 2022

Ongoing Initiatives

- Preparing for re-accreditation
- Enhancing community education outreach
- Expanded recruitment efforts with community partners
- Supporting various COVID vaccination events throughout the city

Questions or Comments

