

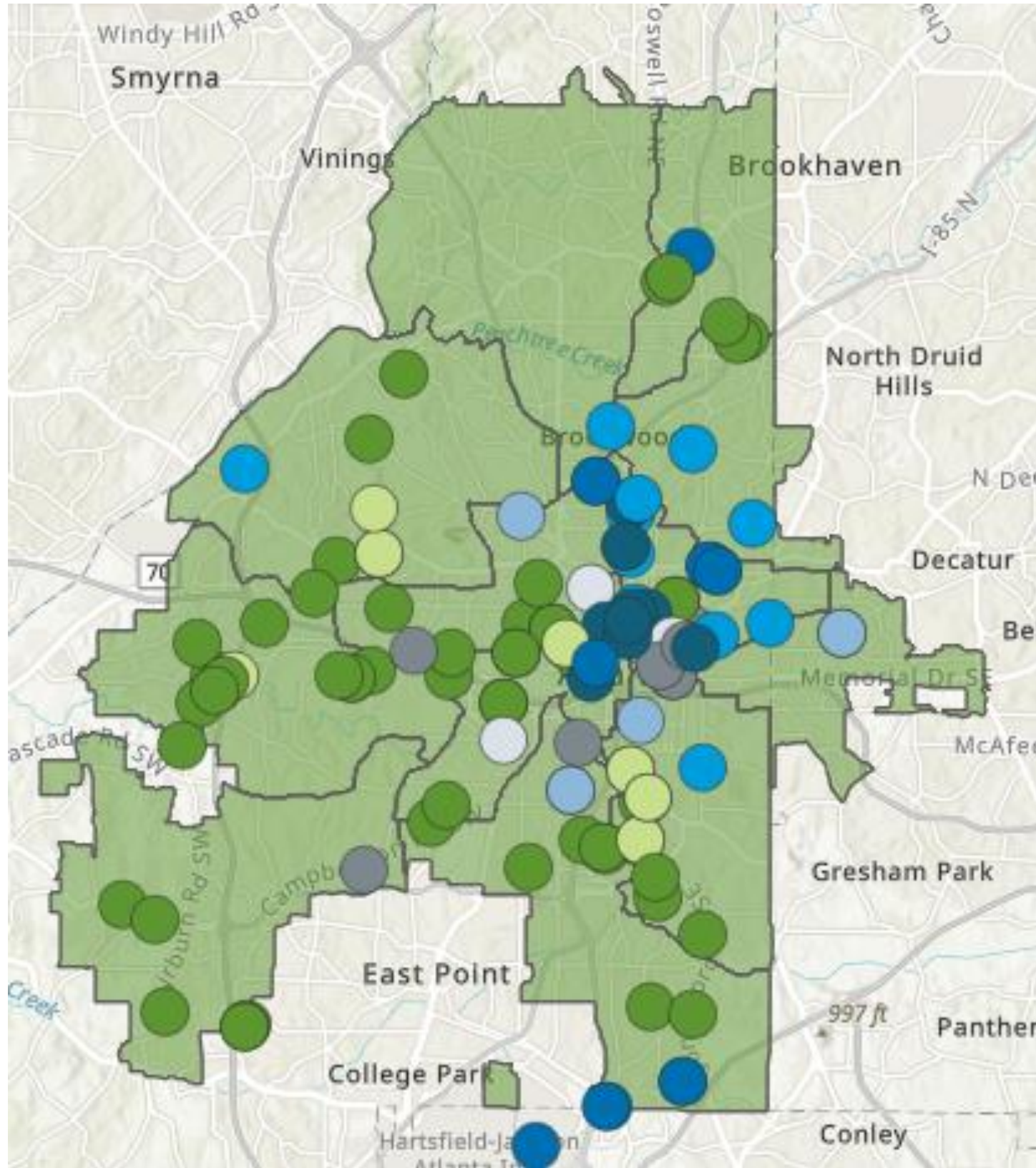

November 9, 2021

Community Development/Human Services Committee Q3 Update

Dr. Eloisa Klementich, CEcD



INVESTATLANTA



Invest Atlanta Activity

Q3 2021

IA 2021 Wins

Program

- Down Payment Assistance
- Opportunity Zone
- Business Retention & Expansion
- Business Attraction
- Multifamily Housing
- Tax Allocation District
- New Market Tax Credit
- Small Business Loan

Community Engagement

249

Webinar Attendees for 2021

Homeownership Events (4 events)

35

Webinar Attendees for 2021

Small Business Events (3 events)



2021 Through Q3

Community Development

11

Multi-Family
Housing Projects

1,117

Affordable Housing
Units Created

49

Down Payment
Assistance Grants

13

TAD & NMTC
Projects

Q3 Project Spotlight

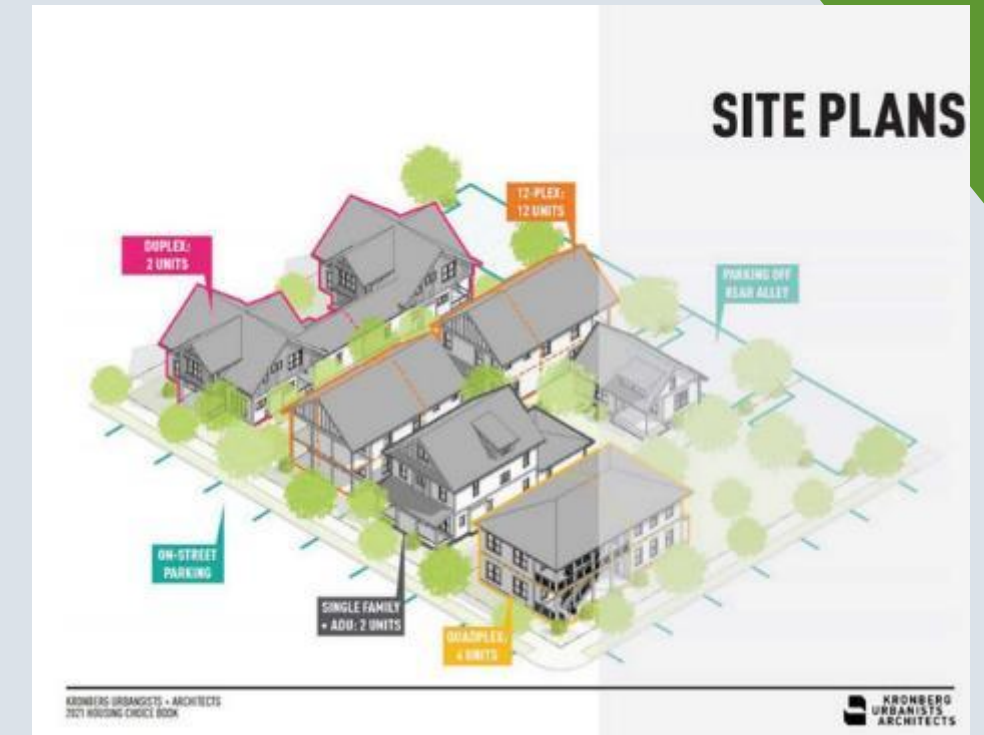
1265 Lakewood -
Chosewood Park



Hollywood Shawnee -
Almond Park



Urban Oasis
Catalyst



Down Payment Assistance



49

Number of
Loans or Grants
Awarded



\$702,188

Dollar Amount
Awarded (Total
Investment)





\$11,024,795

Dollar Amount in
First Mortgage
Funds

2021 Through Q3

Economic Development



7,985

Total Jobs Created &
Retained

\$706M

Total Capital
Investment

\$2.3B

Total New Economic
Output


6

Small Business Loans
Closed

12

Opportunity Zone
Projects

ED Project Spotlight



Business Attraction Wins

Business Retention & Expansion Wins

Small Business Loan Recipients



Pipeline

Loans Closed	6
Loans Approved	27
Loans in Progress	11
Loans Withdrawn	4
Loans Declined	1

New Market Tax Credit

\$50 MILLION ALLOCATION

Since its formation in 2005, AEMI has received \$308 million from the Department of the Treasury



WEI Cohorts Portfolio (24 businesses reporting as of Sept. 30, 2021)

Number of Full Time Jobs created and retained since beginning program 54

Number of Contract Workers created and retained since beginning program 639

Number of Internships created and retained since beginning program 55

Business Scalability / Average Annual Revenue Increase since beginning program \$333,025

Average dollar amount invested in each start up since beginning program \$70,959

Capital Invested since beginning the WEI Program

\$3,193,162



Mentorship / Quantifiable Impact of mentorship engagement sessions

Program Title	Unique Registered Businesses / Women	Workshop Engaged Participants	Grant Awards	Certifications Completed	Marketplace Resources Redeemed
The (Tech) TipOff	397	82	6		
Certified & Contract Ready	29	22		22	
Women in the Workplace	747	283			118
Totals	1173	387			

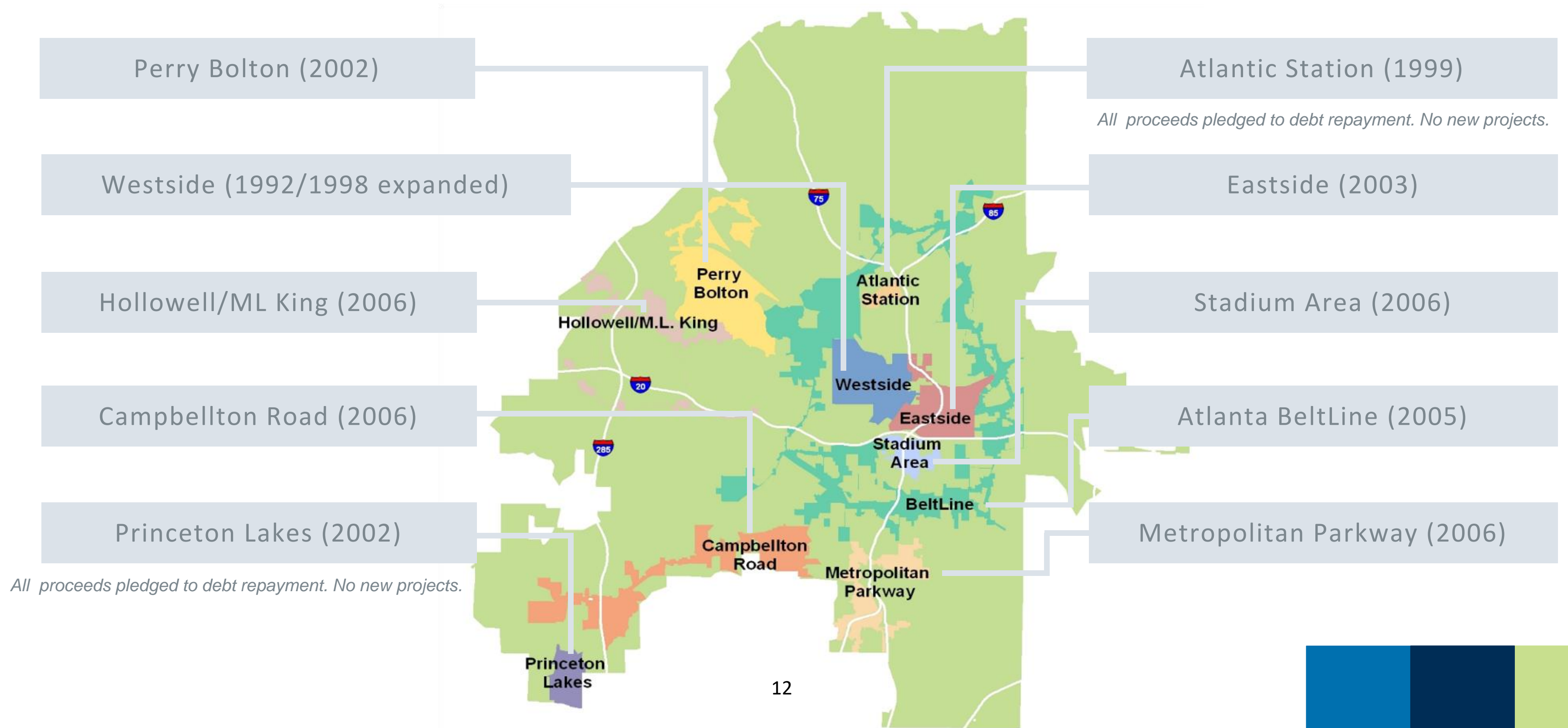


Women in the Workplace

The screenshot displays a virtual event interface for 'Women in the Workplace'. At the top, a navigation menu includes categories: AGENCIES, ECONOMIC MOBILITY, MENTAL HEALTH, ENTREPRENEURSHIP, FAMILIES & CHILDCARE, CAPITAL INVESTMENT & RESOURCE ALLOTMENT, and AGENDA. On the left, an 'AGENCIES' section lists Atlanta Work Source Georgia, ONE ATL, WEI W, and the Mayor's Office of International Affairs. The central video feed shows a woman speaking, with a 'Unmute' button and the text 'For the full experience unmute video!'. The chat window on the right contains messages from Erica Lamarr, AB, Monique Evans, and Sharnita Gates. A 'SYMPHONY LYRICIST' comment is also visible. The background of the virtual room features a yellow sofa, a coffee table, and a large screen displaying the event title.

TAD Quarterly Update





Through the end of September 2021, TAD funding was utilized to help construct new affordable and workforce rental and for-sale residential, community/non-profit office space, small-scale retail, restaurant and public safety infrastructure projects.

- **Usage:** \$31.9M in TAD increment was awarded to 22 projects or programs in **eight** TADs leveraging nearly **\$314M in private investment**
- **Projects:** TAD increment will be used to construct:

1,201

Total Housing Units (SF and MF)

921

Affordable Units (for sale and rental)

20+

Years of Committed Affordability

75,000 ft²

new commercial, office and institutional development, including significant historic preservation improvements in the Sweet Auburn neighborhood.


2021 TAD Approvals											
Project	Location	Developer	Housing Units	Affordable Units	Retail SF	Office SF	TAD Funding	Project Cost	TAD	TAD Program	Board Approved
377 Edgewood	377 Edgewood	Bohica II, LLC			4,300		\$486,771	\$2,297,083	Eastside	Resurgens	Jan-21
ITCDC	692 Lindsay St	Integrity Transformations CDC				12,000	\$75,000	\$149,435	Westside	Resurgens	Feb-21
Be On Edgewood	395 Edgewood	Navmar, LLC			1,848	6,243	\$1,450,000	\$4,320,944	Eastside	Community Empowerment	Feb-21
Prince Hall Masonic Building	330 Auburn	Most Worshipful Prince Hall Grand Lodge			5,000	11,000	\$1,500,000	\$10,155,801	Eastside	Community Empowerment	Feb-21
1091/1095 Tucker For Sale Townhomes	1091/1095 Tucker	Atlanta Land Trust/Intown Builders	7	29			\$1,170,000	\$10,896,859	Beltline	Increment	Feb-21
1060 DLH Mixed Use Predevelopment	1060 DLH et al	10th St. Ventures/Urban Oasis					\$250,000	\$1,000,000	Beltline	PreDev Loan	Feb-21
302 Auburn Ave	302 Auburn Ave	Asa Fain			2,000		\$200,000	\$810,670	Eastside	DFIG	Mar-21
Nw/ Atlanta Scattered Site Singlefamily	Carey, Almond, Grove Park	Urban Oasis Development	25	40			\$2,600,000	\$19,686,704	Perry Bolton	General	Mar-21
Thrive Residential	302 Decatur St	Mercy Housing		117			\$915,000	\$27,718,954	Eastside	Ascension	Apr-21
1055 Arden Multifamily	1055 Arden	Prestwick/ANDP	10	48			\$1,470,000	\$15,020,514	Beltline	Increment	Apr-21
Teachers Village	98 Cone St	RBH Group	89	140	25,752		\$4,000,000	\$44,297,686	Westside	Ascension	Apr-21
Citywide Security Camera Program	Campbellton TAD	Atlanta Police Foundation					\$238,200	\$238,200	Campbellton	General	Apr-21
"	Eastside TAD	"					\$734,000	\$734,000	Eastside	General	Apr-21
"	Hollowell/ML King TAD	"					\$60,500	\$60,500	Hollowell/ML King	General	Apr-21
"	Metropolitan TAD	"					\$100,800	\$100,800	Metropolitan	General	Apr-21
"	Perry Bolton TAD	"					\$123,200	\$123,200	Perry Bolton	General	Apr-21
"	Stadium TAD	"					\$70,200	\$70,200	Stadium	General	Apr-21
"	Westside TAD	"					\$259,100	\$259,100	Westside	General	Apr-21
1265 Lakewood	1265 Lakewood	Prestwick Development		160			\$1,000,000	\$31,715,878	Beltline	Increment	May-21
Skyline Apartments	1090 Hank Aaron Dr.	Exact Capital Group, LLC		250			\$2,000,000	\$80,756,627	Beltline	Increment	Aug-21
Parkview Townhomes	561 Thurmond	Riddle Property Group	49	21			\$2,000,000	\$20,605,378	Westside	Ascension	Aug-21
Henderson Place Apartments	131 Grape/514 Irwin	HDCC/Mercy Housing SE		76	7,500		\$3,100,000	\$19,668,216	Eastside	Ascension	Aug-21
The Proctor	703 Lindsay St.	Windsor Stevens	100	38	10,000		\$3,200,000	\$44,567,495	Westside	Ascension	Aug-21
Sweet Auburn Hero Walk	Sweet Auburn	Sweet Auburn Works					\$200,000	\$4,700,000	Eastside	General	Aug-21
Sweet Auburn Infrastructure Initiative	Sweet Auburn	ADID/CAP					\$2,473,000	\$3,443,750	Eastside	General	Aug-21
King of Pops	552 Decatur St.	KoP/Rainbow Umbrella			5,000	2,000	\$200,000	\$345,681	Eastside	DFIG	Aug-21
Community Builder/75 Griffin St.	75 Griffin St.	Royal Family Properties		2			\$36,000	\$89,598	Westside	CIF	Sep-21
Jacobs Auto	2295 Ben Hill Rd.	Jacob Auto, LLC			3,500		\$20,000	\$28,213	Campbellton	SBIG	Sep-21
Total			280	921	64,900	31,243	\$29,931,771	\$343,861,486			




Skyline Apartments— Affordable Multifamily, Beltline




Henderson Place Apartments – Affordable Multifamily and Commercial, Eastside



Parkview Townhomes— For Sale Residential, Westside



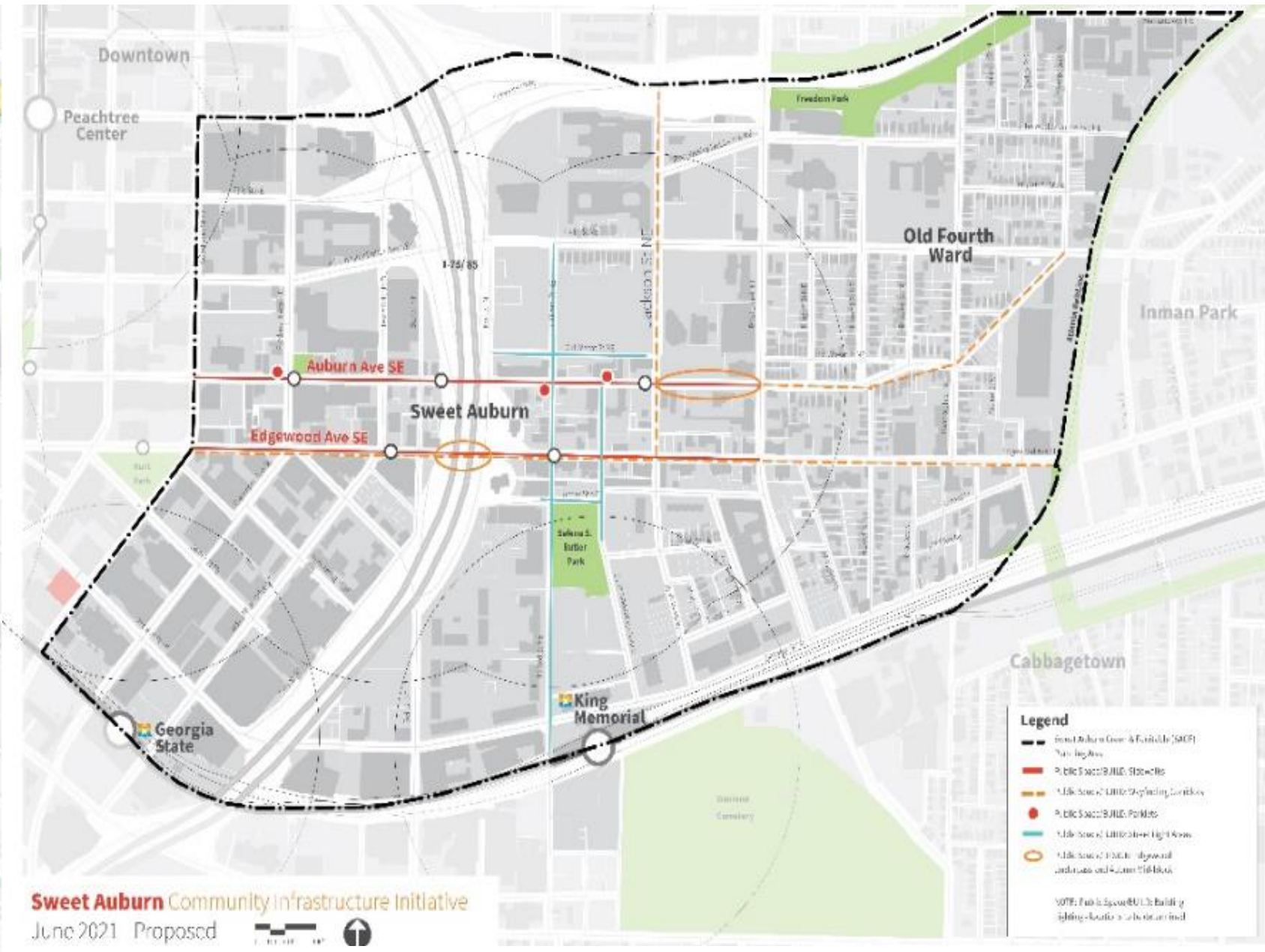
The Proctor— Multifamily and Commercial, Westside



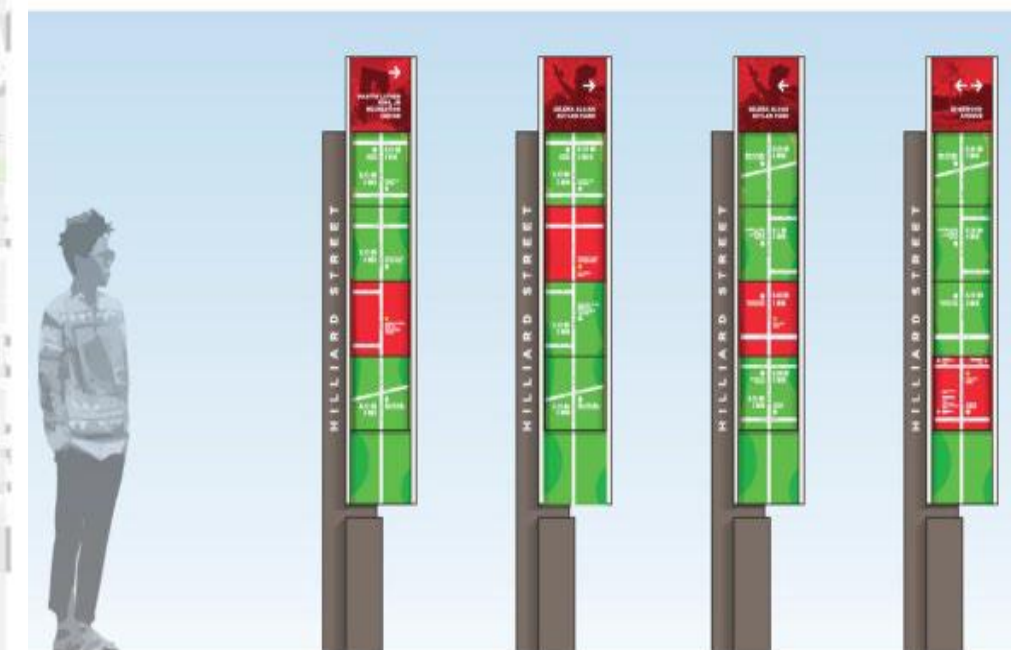
552 Decatur St. – King of Pops Commercial/Retail, Eastside



2295 Ben Hill Rd. – Jacobs Auto Commercial, Campbellton



Auburn Avenue example signage – gateway and wayside



Hilliard Street example signage – trailblazer

25
**TAD Multifamily (MF)
Housing Projects**

Including
20
New Projects

3,695
Total TAD MF Units

1,828 (49%)
**Total TAD MF
Affordable Units**

4
**New TAD MF Projects
Lease-up**




Workforce Development Programs (in partnership with WorkSource Atlanta)

- Hiring & Jobs Program for Vulnerable Populations - \$3M
- Regional Partnership for Upskilling in Key Growth Industries - \$1.7M



Small Business Programs

- Small Business, Non-Profit, and Creative Talents Grant Program - \$12.5M
 - Elevate Atlanta (in partnership with Mayor's Office of Cultural Affairs)
 - Resurgence 2
- Technical Assistance Network - \$3.3M
- Permanently Affordable Commercial Space - \$4.2M

 \$24.7 million



WorkSource Atlanta Summary Report

WorkSource Atlanta Performance

Program Year (Jul - Jun)	# Adults Served	# Adults Enrolled	# Dislocated Workers Served	# Dislocated Workers Enrolled	# Youth Served	# Youth Enrolled	# Services Provided
2016	490	147	63	42	414	146	933
2017	290	166	39	18	276	133	590
2018	773	660	53	42	228	134	1041
2019	723	363	47	27	106	52	876
2020	248	130	58	38	177	122	483
2021 Q1	<u>194</u>	<u>28</u>	<u>54</u>	<u>24</u>	<u>169</u>	<u>63</u>	<u>422</u>

WorkSource Atlanta Outreach & Access

Community Outreach

- Walmart Job Fair
- APS Back to School Bash
- Grove Park Back to School Event
- Goodwill Community Information Session
- MLK Collaborative Information Session
- Women In the Workplace Roundtable

Targeted Outreach

- Radio One
- Audacy
- ATL Works

Affiliate Sites

- Westside Works Atlanta
- GDOL - Courtland
- Atlanta Technical College
- Georgia Builds and Trades Academy

Re-opening to public by Appointment only

- Est. November 15, 2021

WorkSource Atlanta One-Stop Tracking Report

VISITOR BREAKDOWN	JULY	AUG	SEP	TOTAL
Orientation	73	63	20	156
Georgia Department of Labor	2	1	2	5
GED	1	2	2	5
AARP	0	3	0	3
JOB CORPS	0	0	0	0
Housing	0	0	2	2
Vocational Rehab	1	0	1	2
Hiring Events	3	3	3	9



WSA Approved Training PY 21 Fiscal Year

(July 1, 2021 – September 30, 2021)



28 - # of Enrolled Customers

**Total of \$117,043 committed
to training**

Provider	\$ Approved	Students Enrolled
Katlaw Trucking Driving School	\$16,903	5
Daly's Truck Driving School	\$4,461	1
Goodwill of North Georgia	\$39,450	1
iCode Academy, Inc	\$5,465	1
Faks Allied Health Education Center	\$3,221	1
Fortis College	\$21,000	3
Education & Career Resources of Atlanta ²⁶	\$4,869	1
Dental Staff School	\$7,000	1
Georgia Piedmont Technical College	\$4,616	2
ATG Learning	\$13,139	2
Atlanta Technical College	\$38,957	6

Added 4 new Eligible Training Providers this program year.