

Municipal Court of Atlanta

FY22 Budget Report to City Council



May 13, 2021

Municipal Court | FY22 Proposed Budget



FY22 OPERATING BUDGET HIGHLIGHTS Judicial Agencies

FY19 ACTUAL EXPENDITURE	FY20 ACTUAL EXPENDITURE	FY21 ADOPTED	FY22 BUDGET	VARIANCE FY22-FY21
\$8,150,278	\$8,109,305	\$8,127,576	\$8,272,260	\$144,685
\$39,909	\$50,056	-	-	-
-	-	-	-	-
\$162,108	\$229,390	\$41,507	\$41,507	\$0
\$25,352	\$19,505	-	-	-
\$28,096	\$10,732	\$14,479	\$14,479	\$0
-	-	-	-	-
-	-	-	-	-
\$1,218,906	\$1,242,724	\$1,418,981	\$1,438,979	\$19,998
\$258,874	\$269,345	\$271,639	\$242,393	(\$29,246)
\$16,462	\$23,414	\$36,199	\$36,199	\$0
\$1,051,975	\$1,056,910	\$1,564,940	\$1,592,171	\$27,231
\$10,951,958	\$11,021,382	\$11,475,321	\$11,637,988	\$162,667
OTHER EXPENSES				
\$974,644	\$1,633,431	\$1,334,840	\$1,334,629	(\$211)
\$236,927	\$535,741	\$165,140	\$165,140	\$0
\$0	(\$19,752)	\$0	-	\$0
\$23,543	\$49,852	\$6,137	\$6,137	\$0
\$5,884	\$7,262	\$15,835	\$15,835	\$0
-	-	-	-	-
-	-	-	-	-
\$11,842	\$12,196	\$19,392	\$19,605	\$213
\$1,252,842	\$2,218,731	\$1,541,344	\$1,541,346	\$2
\$12,204,800	\$13,240,112	\$13,016,665	\$13,179,334	\$162,669

FY19 ACTUAL EXPENDITURE	FY20 ACTUAL EXPENDITURE	FY21 ADOPTED	FY22 BUDGET	VARIANCE FY22-FY21
\$12,199,863	\$13,240,112	\$13,016,665	\$13,179,334	\$162,669
\$4,937	\$0	-	-	-
\$12,204,800	\$13,240,112	\$13,016,665	\$13,179,334	\$162,669

FY19	FY20	FY21	FY22	VARIANCE FY22-FY21
183.00	148.00	182.00	185.00	3.00

TECHNOLOGY INNOVATIONS

Online Check-in

Visitors of the court scan the QR Code to enter the building. Visitors must answer a COVID-19 questionnaire as a part of the check-in process.

Self-Help Kiosks

Individuals can update or research their case information, pay their fine, or locate their courtroom at the kiosks.

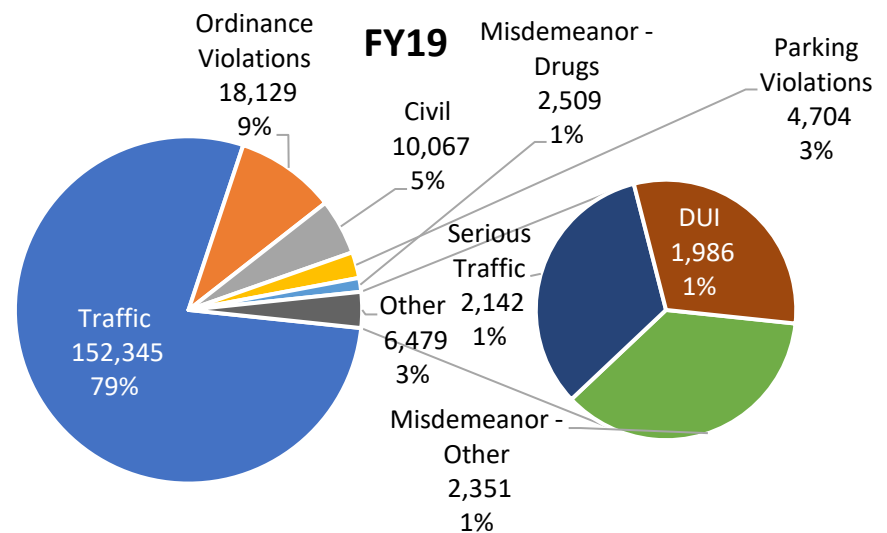
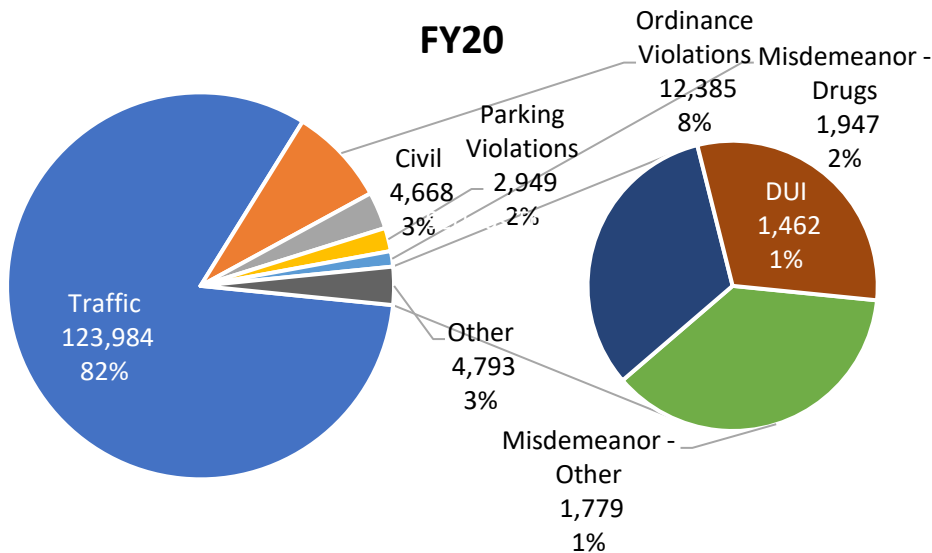
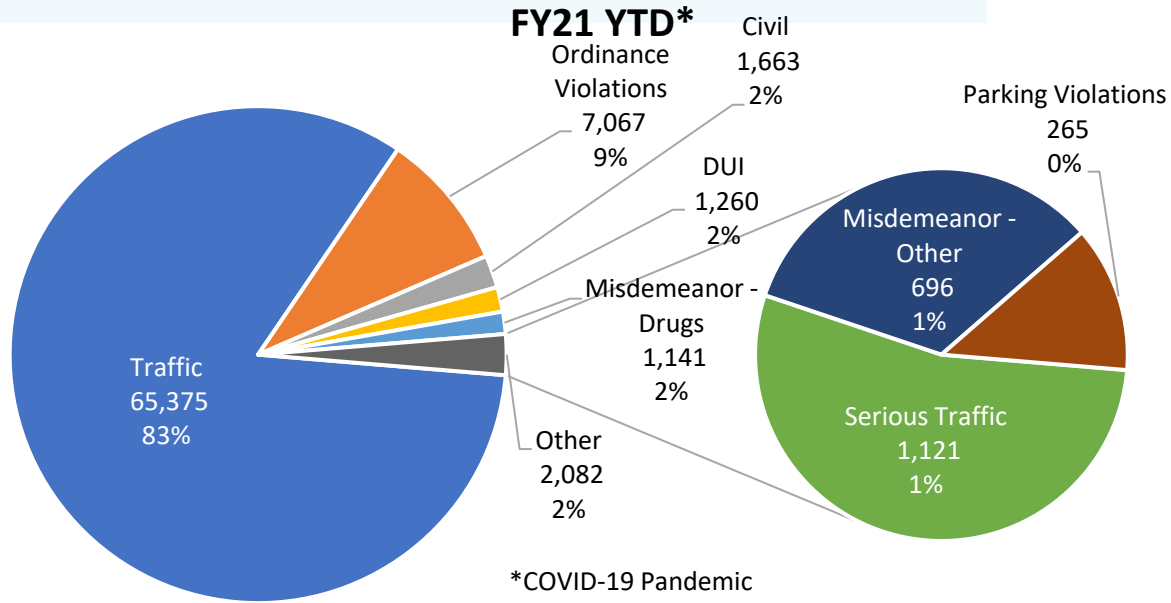
Online Case Resolution

A web-based system that allows eligible violators the ability to resolve their case online.

Month	Building Visitors
October	406
November	4,087
December	4,672
January	4,954
February	5,826
March	7,827
April	7,734
May	2,376*
Total Visitors	35,506



Municipal Court | Caseloads



Municipal Court | Surcharges



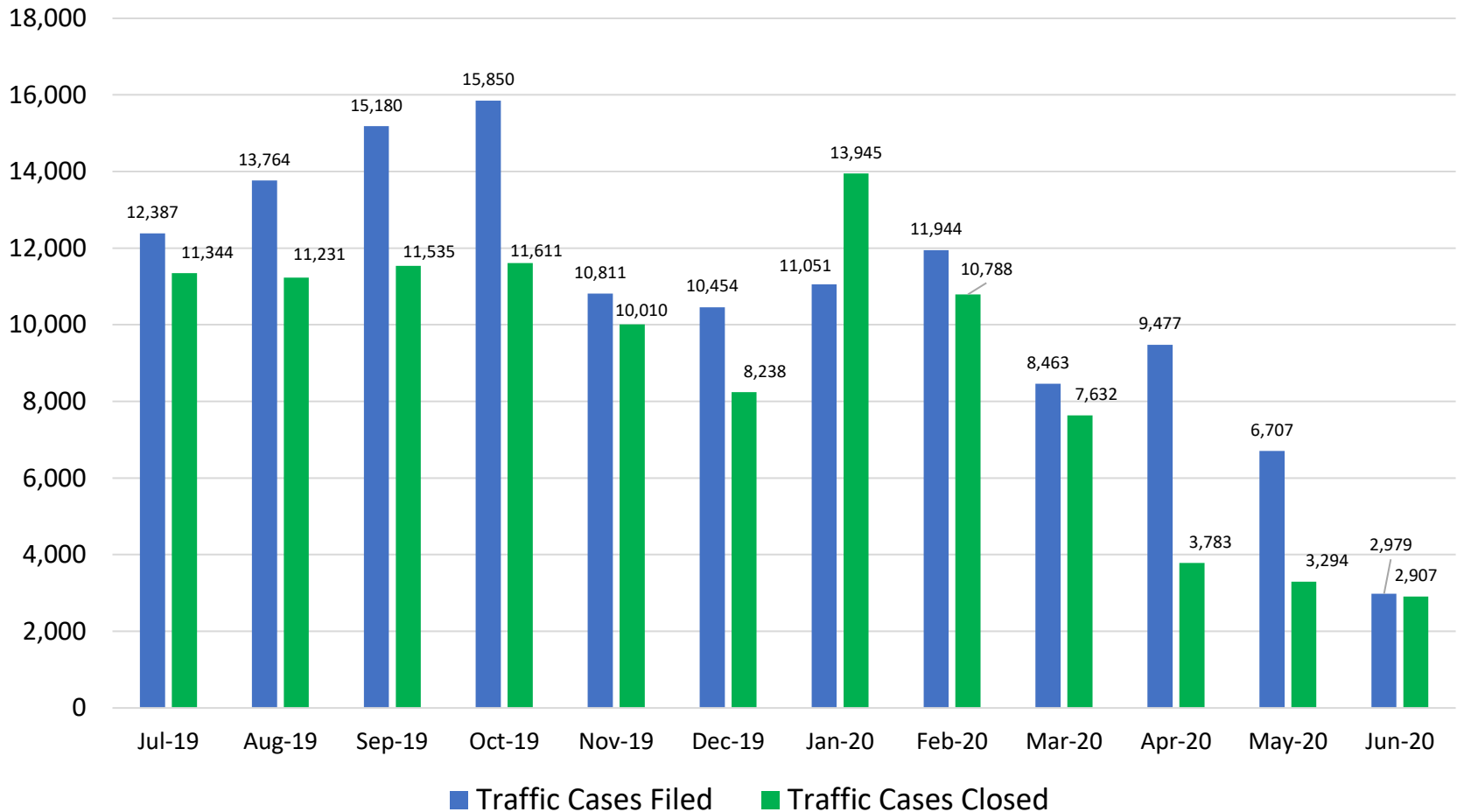
The surcharges are collected for the following categories and remitted directly to the General Fund.

Surcharges:	2015	2016	2017	2018	2019	2020	TOTAL
Peace Officer Training (POPTF)	1,372,188	1,200,310	976,959	681,510	962,377	802,466	5,995,810
Peace Officer Pension (POAB)	753,537	631,789	514,225	368,222	486,333	401,047	3,155,153
Crime Victims Emergency Fund (CVEF)	7,531	5,357	4,120	3,953	6,901	4,882	32,744
Indigent Defense Fund (IDEF)	1,435,048	1,286,792	1,035,576	710,335	962,301	802,200	6,232,252
Crime Lab Fee (CLF)/SGF	16,934	13,407	10,566	8,367	21,881	19,674	90,829
Drug Abuse Treatment and Education Fund (DATE)	42,675	31,700	23,348	14,211	24,057	24,501	160,492
Indigent Defense Application Fee	62,426	46,468	30,793	16,501	5,725	4,150	166,063
Driver's Education Training Fund (DEFT)	206,043	180,982	140,311	95,231	127,458	109,306	859,331
Brain and Spinal Injury Trust Fund (BSITF)	16,373	12,699	11,454	11,019	20,902	15,736	88,183
GSP Motorcycle Unit	200,022	102,421	116,574	72,426	628,564	453,733	1,573,740
Local Crime Victims Assistance Fund (LVAP)	718,781	672,766	519,687	364,960	480,875	401,268	3,158,337
Municipal Victim Witness	283,951	242,959	181,522	120,857	173,427	151,163	1,153,879
Department of Corrections-City Jail	2,154,971	1,921,283	1,559,253	1,025,785	1,444,296	1,203,591	9,309,179

Municipal Court | Traffic Case Resolution



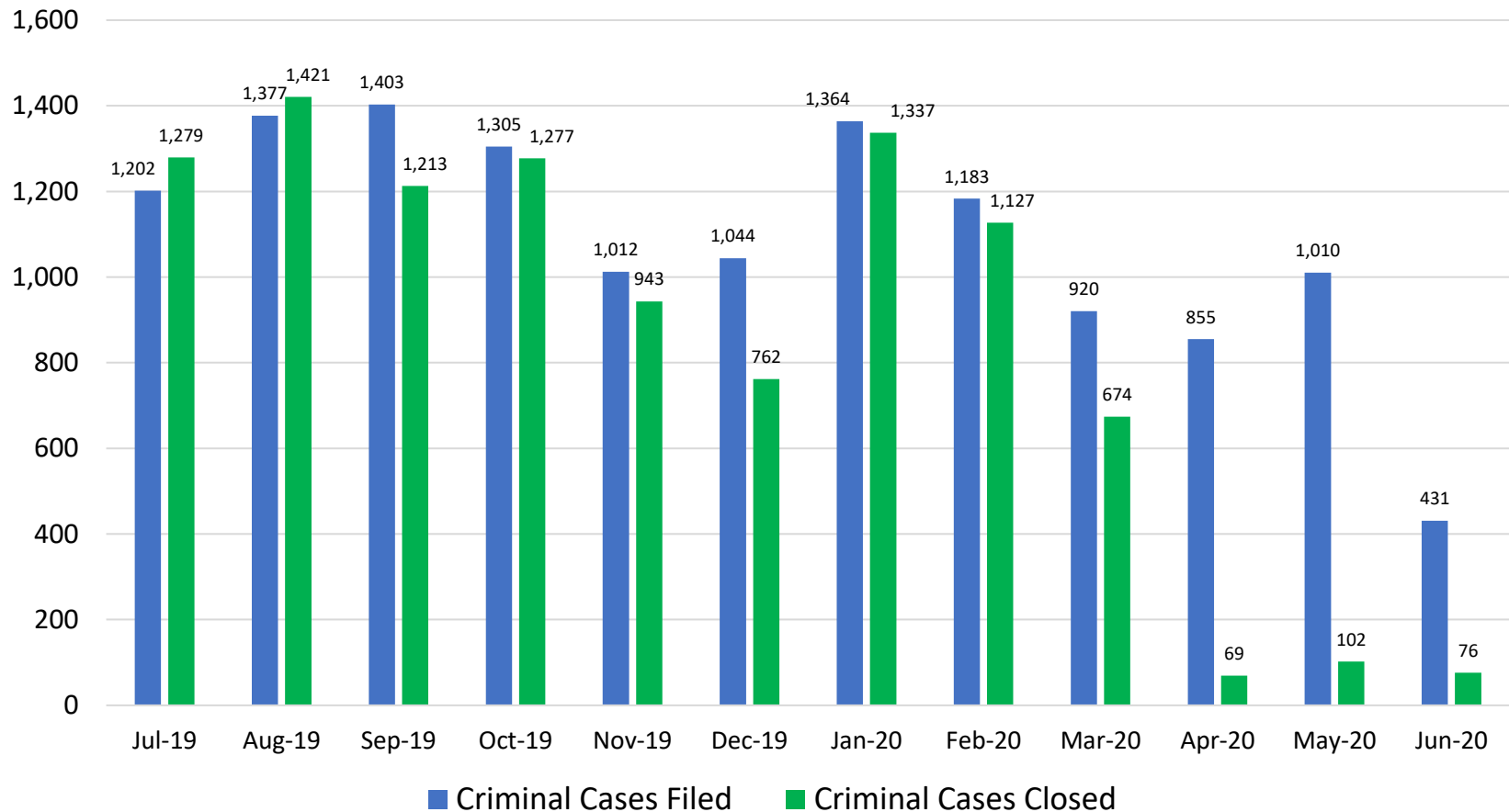
FY20 Traffic Cases Filed v. Closed



Municipal Court | Criminal Case Resolution



FY20 Criminal Cases Filed v. Closed



Municipal Court | Case Resolution



FY20 Case Clearance Rate

