

# Welcome to the DeKalb County Board of Health

*Presented to:  
Atlanta Community Development  
Human Services Committee*



**S. Elizabeth Ford, MD, MBA**

**27 October, 2020**



**District Health Director/  
Chief Executive Officer**

# Mission

“To protect, promote  
and improve the health  
of those that  
work, live and play  
in DeKalb County”



# Vision

- Promote wellness
- Empower communities
- Collaborate with community partners
- Create centers of excellence
- Build and maintain a committed and well-trained staff



## DeKalb County Board of Health Organizational Chart

**Governing Authority: 7-Member Board of Health**

Board of Health Chair: Clyde Watkins, Jr., M.D., F.A.C.P.

Board of Health Vice Chair: Delphyne Lomax Taylor

**District Health Director - CEO**

Executive Assistant

**Administration**

Finance

Information Technology

Internal Services

Vital Records

**Human Resources**

**Community Health & Prevention Services (CHAPS)**

**Clinical Operations**

Medical Records

Patient Billing

Fiscal Specialist

Clinical Ops Spec

**Dental Services**

**District Pharmacy**

**Health Assessment & Promotion**

Epidemiology & Stats

Health Promotion and Prevention

Chronic Disease

**PMQI**  
Performance Management & Quality Improvement

**Emergency Preparedness**

**Environmental Health**

Restaurant and Tourist Accommodations

Technical Services

Body Crafting

Hazardous Waste & Chemicals

Indoor Air Quality

Lead Poisoning & Prevention

Occupational Health & Safety

Public Health Hazard

Radon

Septic Systems

Rabies Control

Swimming Pool, Beach & Spa

Rodent Control

West Nile Virus

**Marketing & Business Development**

Graphic Design

Media Relations

Volunteer Services

**Countywide Services**

Lab Services

Outreach

TB

HIV

Refugee Services

**Healthcare Programs**

Immunization

Child Health

Adolescent Health

WIC

**Clinical Nursing**

Clinical Nursing North

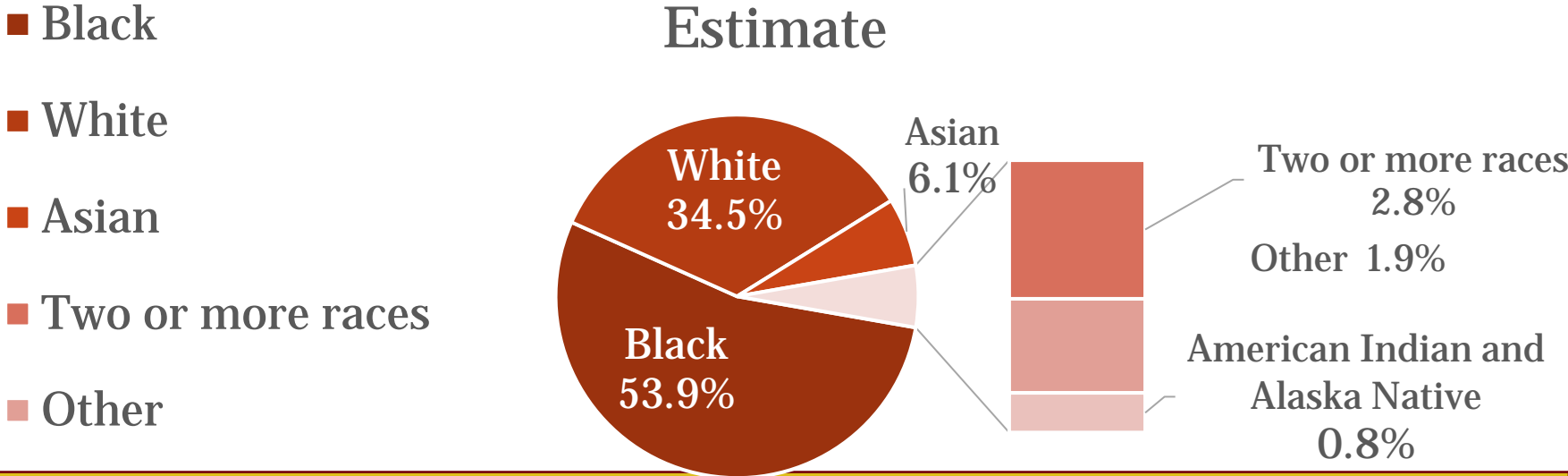
Clinical Nursing South

Clinical Nursing Central

Clinical Nursing East

# DeKalb County Population

Population by Race, DeKalb County, 2018 Estimate



**2018 population estimates from the 2018 American Community Survey 5-Year Estimate**

Total population	743,187
% Change in total population from 2010 Census	7.4%
% Hispanic or Latino of any race	8.6%
% Foreign born	16.4%
% Speak language other than English at home, >5 years old	19.0%
% Female	52.7%
% Age 17 and under	23.4%
% Age 65 and over	11.5%



# Who lives in DeKalb County?

## DeKalb County Economic Profile, 2018 estimates

Median household income	\$59,280
Per capita income	\$34,100
% families living below federal poverty level	12.3%
% persons living below federal poverty level	16.6%
% unemployed	7.4%
Residents' average travel time to work in minutes (2011-2015 estimate)	32.2
% residents who work outside of county (2011-2015 estimate)	55.3%

## DeKalb County Education Profile, 2019 estimates

Total enrolled in kindergarten through 12 <sup>th</sup> grade	121,974
% enrolled in public school	87.9%
Four-Year Graduation Rate	73.4%



# Challenges

- Large, extremely diverse population
- Major disparities between North & South DeKalb
- Changing demographics of the County
- Resources/Manpower
- Facilities

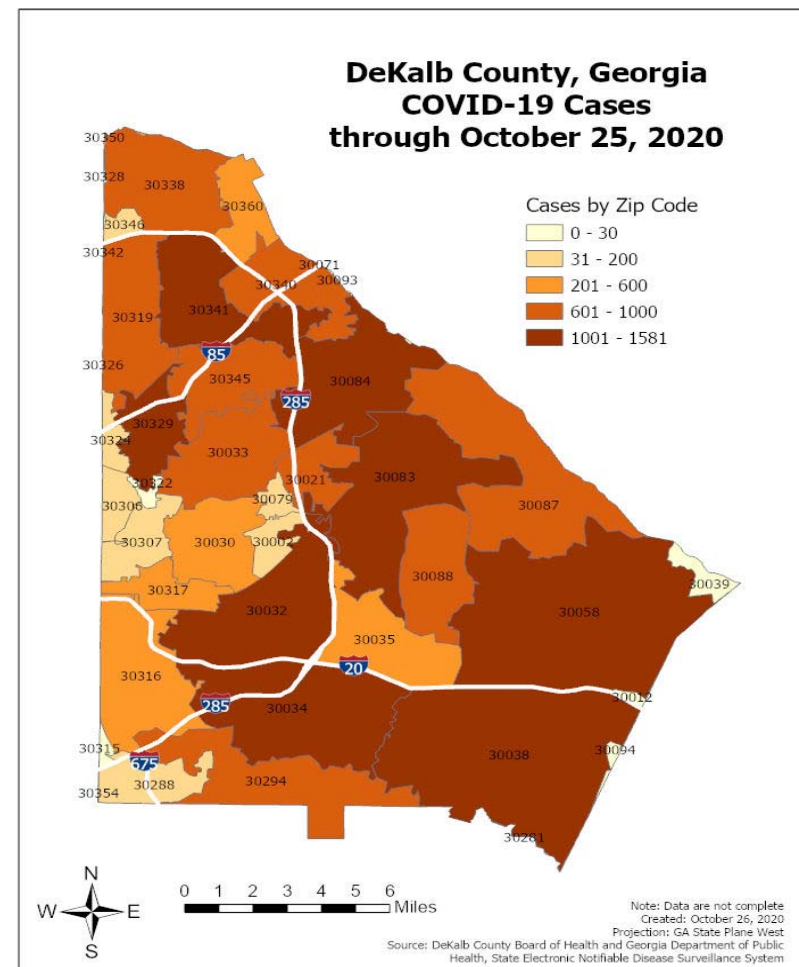
# District Priorities

- **COVID-19**
- Health Inequities
- Chronic Diseases
  - Refugee Health
- Human Trafficking
  - Youth Violence
- Maternal & Child Health
  - Maternal Mortality
    - Mental Health
      - TB
      - HIV



# COVID-19 in DeKalb County

- 21,083 cases
- 23334 hospitalizations (11%)
- 398 deaths (1.9%)
- Median age 38/72
- 107,000+ tests
- 15 testing sites
- 5.7% positivity rate
- (range 1%-14%)



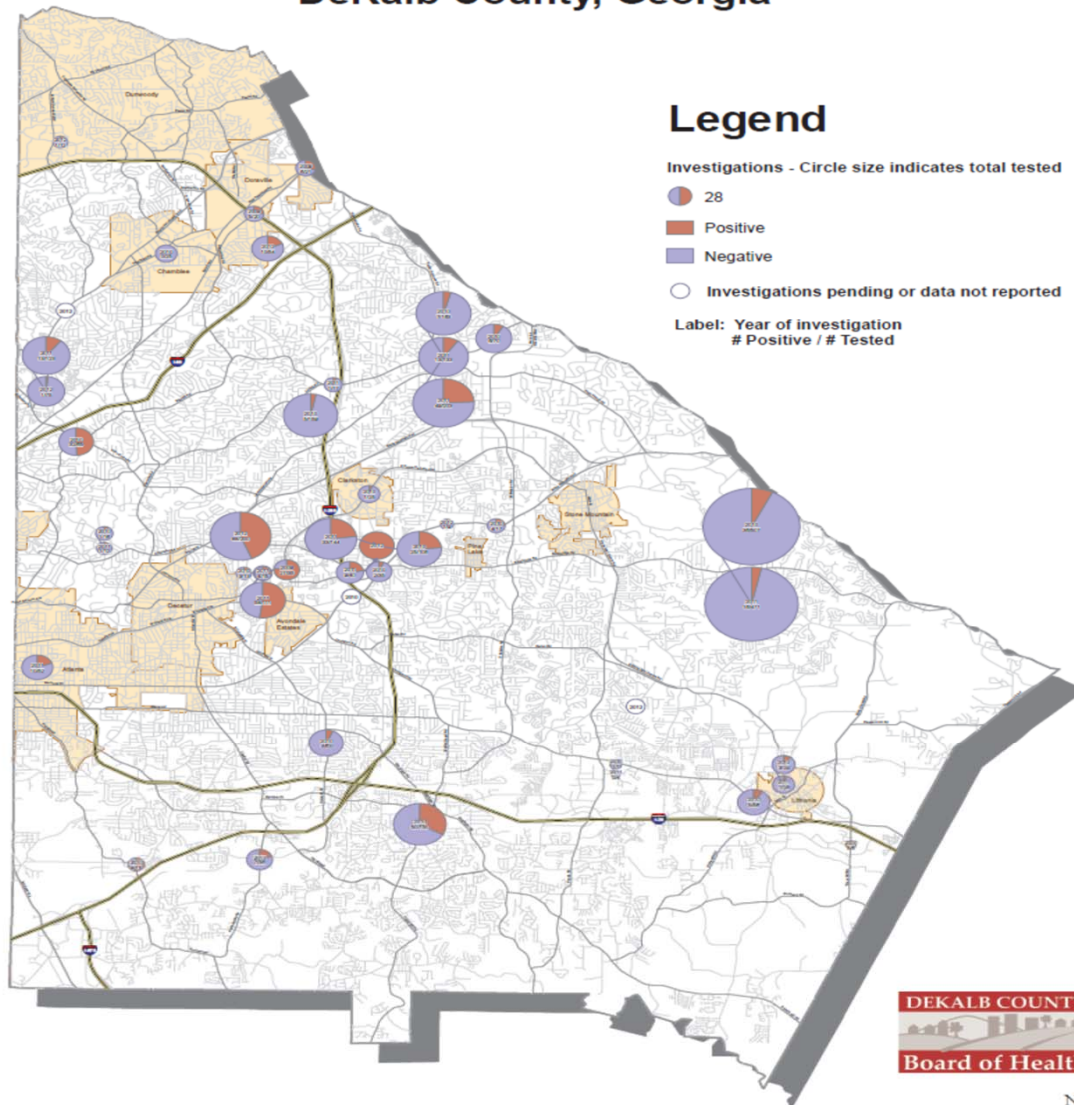
# Interventions

- “Equitable Re-entry”
- CARES Act Funding
  - Mobile farmer’s markets
  - Telehealth
  - Education and outreach



# TB in DeKalb County

## Tuberculosis Program Contact Investigation, 2009-2012 DeKalb County, Georgia



# TB in DeKalb County, 2020

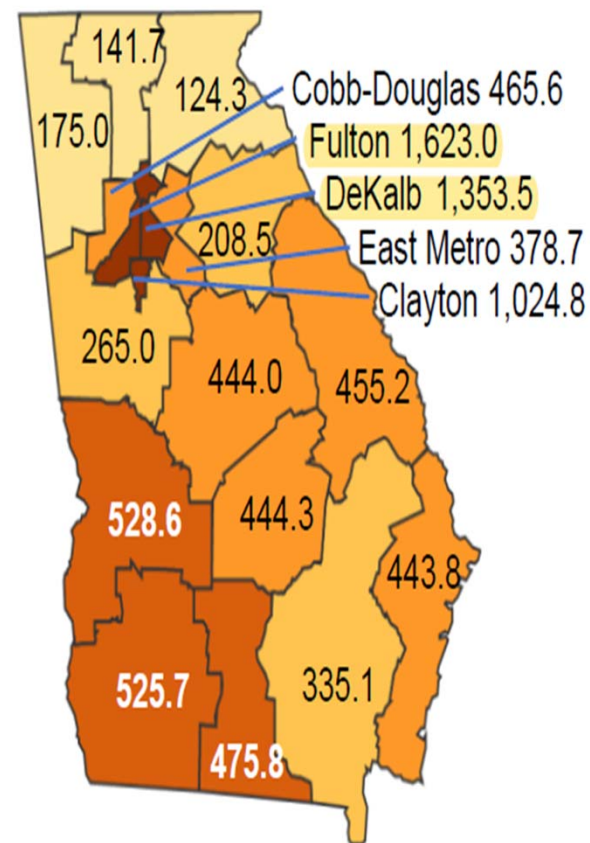
<b>ZIP</b>	<b>City</b>	<b>Contact Investigations</b>	<b>People screened</b>	<b>Positive</b>	<b>Negative</b>
30341	Chamblee	2	54	1	53
30021	Clarkston	1	111	29	82
30030	Decatur	2	35	3	32
30033	Decatur	2	133	32	101
30345	Northlake	1	50	13	37
30083	Stone Mountain	1	62	4	58
30084	Tucker	3	121	12	107



# HIV/AIDS in DeKalb County

- DeKalb County ranks second in the state of Georgia regarding to its HIV burden.
- As of 2018, DeKalb County has a rate of nearly 1,400 per 100,000 people living with HIV.
- Among the new HIV infections (regardless of stage) diagnosed in DeKalb County as of 2018, about 76% ***occurred among African-Americans.***
- Nearly half (42%) of all new HIV diagnoses in DeKalb County (2018) occurred in **young persons who were between 20 and 29 years old.**
- About 71% (unadjusted) of HIV transmission among PLWH in DeKalb (2018) was attributed to male to male sexual contact.

Figure 8b: HIV Prevalence Rate by District, 2018



# HIV/AIDS in Fulton County

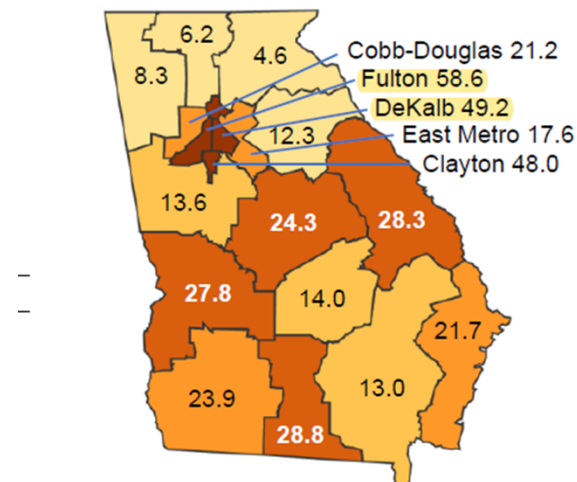
- Among the 18 Public Health Districts in Georgia, **Fulton and DeKalb had the highest numbers and rates** of persons diagnosed with and living with HIV infection.
- As of 2018, Fulton County has a rate of nearly 1,600 per 100,000 people living with HIV.
- Among the new HIV infections (regardless of stage) diagnosed in Fulton County as of 2018, about 76% **occurred among African-Americans**.
- Nearly half (40%) of all new HIV diagnoses in Fulton County (2018) occurred in **young persons who were between 20 and 29 years old**.
- About 64% (unadjusted) of HIV transmission among PLWH in Fulton (2018) was attributed to male to male sexual contact.

Number and rate of HIV Diagnoses in 2018, and people living with HIV infection, Georgia, through December 31, 2018.

Public Health District	HIV Diagnoses		PLWH	
	Count	Rate*	Count	Rate*
1-1 Northwest (Rome)	56	8.3	1,183	175.0
1-2 North Georgia (Dalton)	30	6.2	690	141.7
2 North (Gainesville)	33	4.6	894	124.3
3-1 Cobb-Douglas	191	21.2	4,201	465.6
<b>3-2 Fulton</b>	<b>615</b>	<b>58.6</b>	<b>17,043</b>	<b>1,623.0</b>
3-3 Clayton (Jonesboro)	139	48.0	2,968	1,024.8
3-4 East Metro (Lawrenceville)	198	17.6	4,271	378.7
<b>3-5 DeKalb</b>	<b>372</b>	<b>49.2</b>	<b>10,240</b>	<b>1,353.5</b>
4 LaGrange	118	13.6	2,292	265.0
5-1 South Central (Dublin)	21	14.0	667	444.0
5-2 North Central (Macon)	129	24.3	2,359	444.3
6 East Central (Augusta)	138	28.3	2,222	455.2
7 West Central (Columbus)	102	27.8	1,941	528.6
8-1 South (Valdosta)	74	28.8	1,224	475.8
8-2 Southwest (Albany)	83	23.9	1,825	525.7
9-1 Coastal (Savannah)	135	21.7	2,766	443.8
9-2 Southeast (Waycross)	48	13.0	1,242	335.1
10 Northeast (Athens)	63	12.3	1,067	208.5
Unknown Health District	20		989	
<b>Total</b>	<b>2,600</b>		<b>60346</b>	

\*per 100,000 population

Figure 8a: HIV Diagnosis Rate by District, 2018



All statistics from Georgia DPH: HIV Surveillance fact sheets (2018)



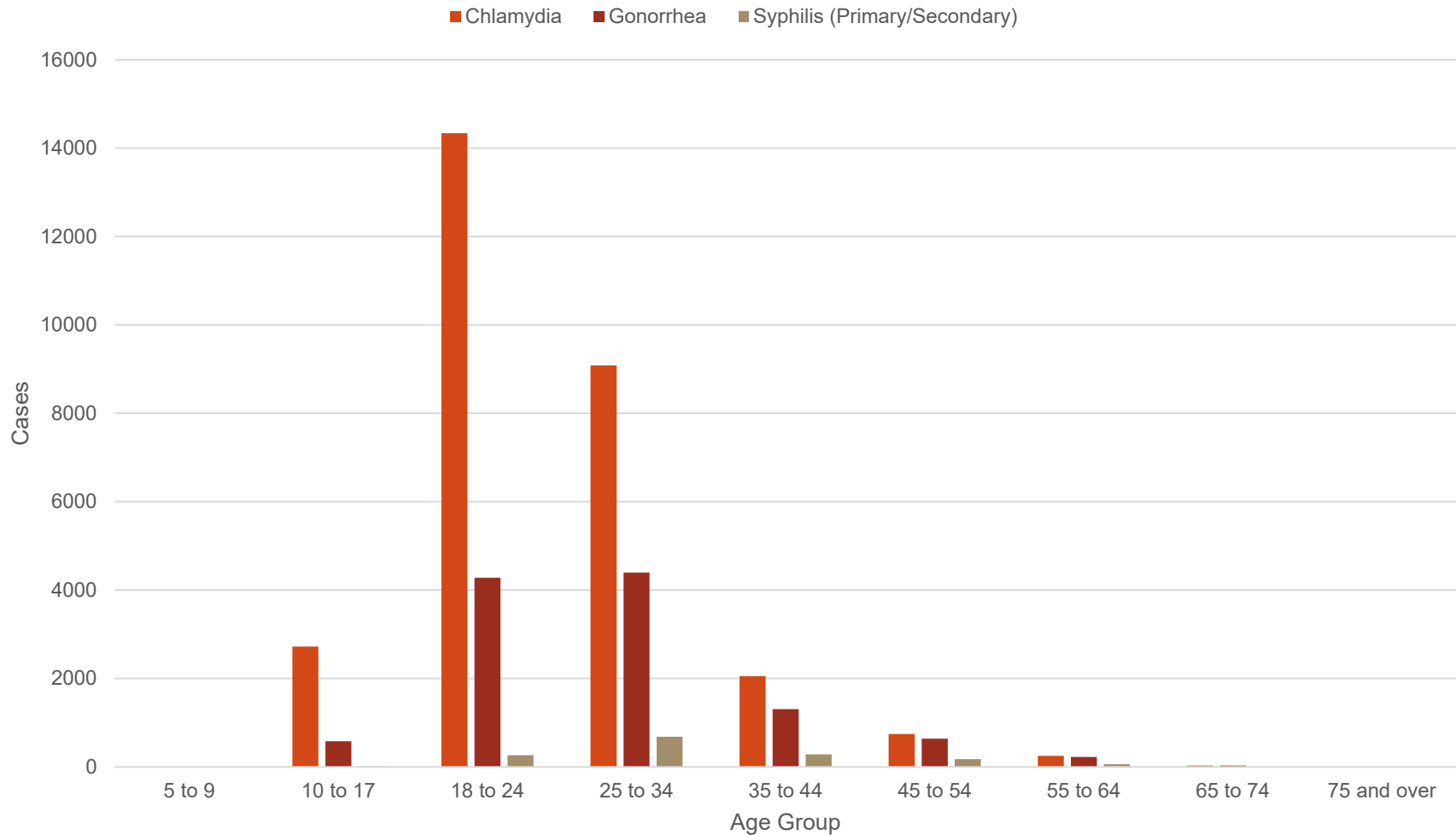
## **Sexual/Dating Violence Among DeKalb County High School Students, YRBS 2015-2019**

<b>Sexual/Dating Behavior</b>	<b>2015</b>	<b>2017</b>	<b>2019</b>
Were ever physically forced to have sexual intercourse	11.9%	11.6%	9.9%
Experienced sexual violence by anyone	-	10.2%	12.0%
Experienced sexual dating violence	9.1%	-	4.8%
Experienced physical dating violence	7.4%	10.9%	8.6%

*Source: DeKalb Youth Risk Behavior Survey, 2015-2019*

# Sexually Transmitted Diseases

Numbers of Sexually Transmitted Disease Cases by Type and Age Group, DeKalb County, 2015-2019

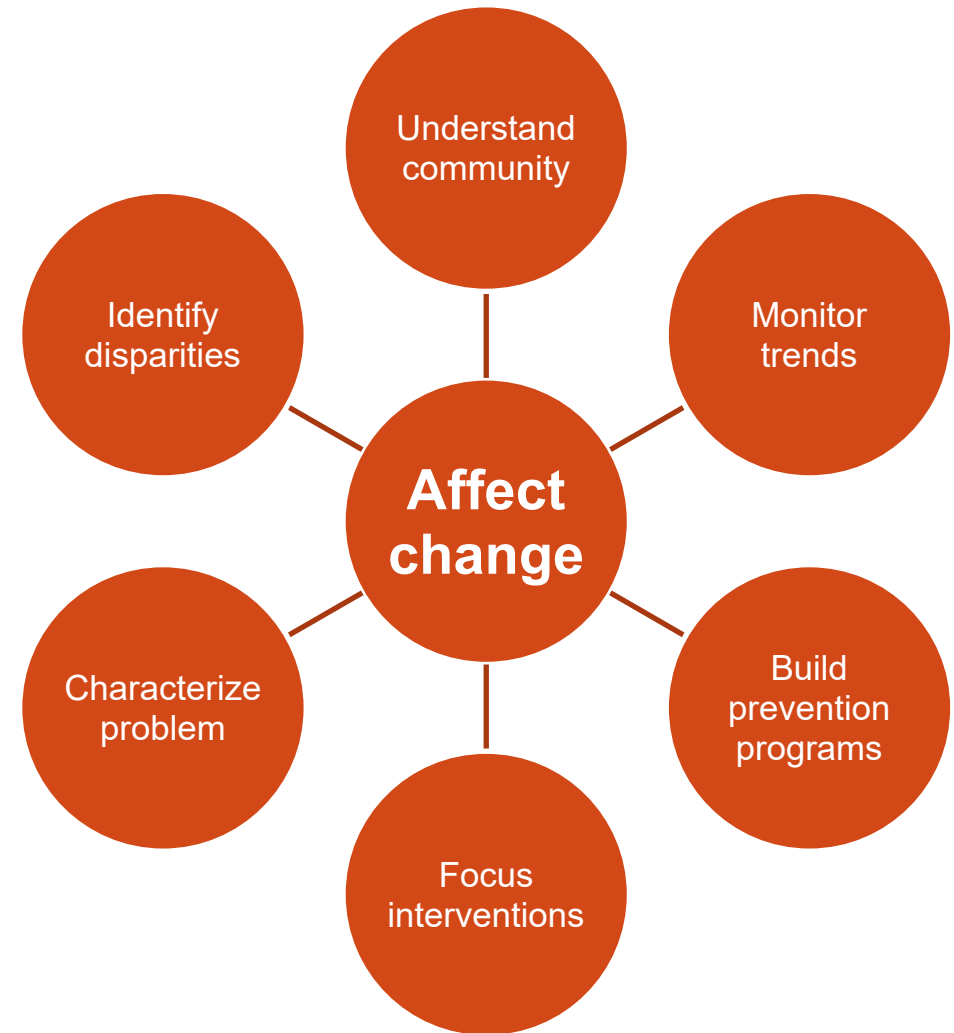


Source: Online Analytical Statistical Information System (OASIS), Georgia Department of Public Health



# Emphasis on Prevention

- What may put you at risk
- What you can do
- What your community can do
- Behavior change
  - Knowledge
  - Attitudes
  - Beliefs





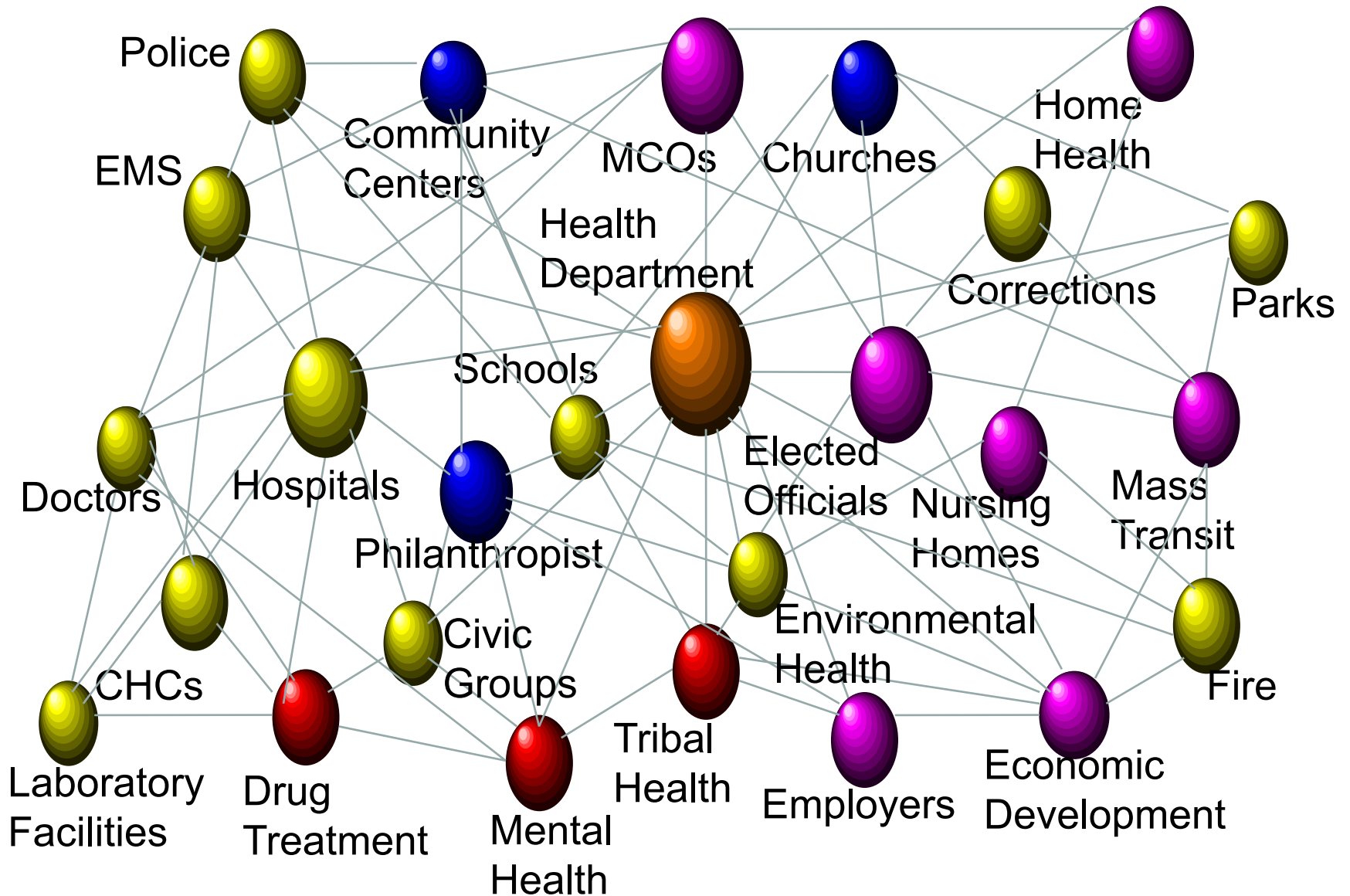
# Public Health...

Public health is not what the health department does.

Public health is what the community does to assure the conditions in which people can be healthy.



# The Local Public Health System





Thank You!!!

S. Elizabeth Ford

[Sandra.Ford@dph.ga.gov](mailto:Sandra.Ford@dph.ga.gov)

[www.dekalbhealth.net](http://www.dekalbhealth.net)

