



Atlanta  
**WORK  
SOURCE  
GEORGIA**  
Connecting Talent with Opportunity  
A proud partner of the AmericanJobCenter network



Atlanta City Council | Community Development / Human Services  
**WorkSource Atlanta**  
**Summary Report**

June 23, 2020

Katerina Taylor, Executive Director

## TABLE OF CONTENTS

	Slide #
<b>WSA Agency Updates</b> <ul style="list-style-type: none"><li>• New Staff</li><li>• Regional Economic Mobility Service Strategy</li><li>• Summer Program</li><li>• Unemployment</li><li>• Post Pandemic Employment needs</li></ul>	3-14
<b>Budgeting and Monitoring</b> <ul style="list-style-type: none"><li>• Projected Spending</li><li>• TechHire</li><li>• Homeless Grant</li><li>• TCSG Sanctioned Letter</li><li>• Board Meeting Dates</li></ul>	15-21
<b>WorkSource Atlanta / Invest Atlanta Integration</b>	22-23



Atlanta  
**WORK  
SOURCE  
GEORGIA**  
Connecting Talent with Opportunity  
A proud partner of the AmericanJobCenter network



# WorkSource Atlanta Agency Updates



# WorkSource New Team Members

---

- Sonia Wilson-Westmoreland, Director of Operations

Westmoreland has decades of Workforce and WIOA experience from WorkSource Fulton/Select Fulton

- Marcos Pope, Director Finance and Accounting

Mr. Pope joins WSA from the Technical Colleges System of Georgia with decades of grants, operations, and WIOA experience.

# WorkSource Economic Mobility Regional Strategy

---

In January 2019, the five LWDBs and Atlanta CareerRise, workforce funders collaborative managed by the United Way of Greater Atlanta, began a three-year grant-funded project to address specific system improvements that will enable more individuals from high need areas to successfully access WIOA-funded services. The project will:

- **Apply a race, equity and inclusion lens to bring focus to how and where workforce training services and supports are deployed across the entire region**
- **Facilitate development of a uniform application and eligibility process informed by customer-centered design process, and**
- **Increase the capacity of the nonprofit provider community to access and connect clients to public funding.**



# WorkSource Economic Mobility Regional Strategy Continued

---

All 5 LWDBs have prototyped and piloted, with success, a new single WIOA eligibility process, including an online eligibility webinar, info session, single application, and more.

Customer and staff feedback has been positive and is on-going with refinements being made to ensure high customer engagement and user-friendly processes.


The project will collectively result in more individuals being able to enter and advance in the labor market with the first step of successfully enrolling in and receiving WIOA services. Economic mobility will be increased by:

- **more equitably expanding training opportunities across the region,**
- **reducing barriers to enrollment through a uniform, customer-friendly process,**
- **stronger connection between nonprofit organizations and LWDBs to better serve their clients.**

[www.atlworks.org](http://www.atlworks.org)



[What Can WorkSource Do For You Video Link](#)



# Summer Youth Program

## STEP Forward OSY Program



- Participants currently enrolled 100
- Waitlist number (enrollment)- 38 pending, waiting on applications and documents or approval as of Monday
- Microsoft Office Certification (Laptops provided)
- Paid Work Experience
- Student Uniforms provided
- Entrepreneurship, GED Career Exploration, leadership skills and more



# ISY Summer Team Program with Department of Parks and Recreation

**Projected Start Date: June 22, 2020**

**Projected End Date: July 31, 2020**

Eligible Program Participants will:

- Work 15-25 hours per week, earning \$13 per hour
- Receive Uniform t-shirts & polos; and Personal Protective Equipment (PPE)
- Receive MARTA Cards for transportation assistance
- Continue engagement in one or more of WSA's year-round activities:

The stats for the ISY follow.

- ❖ 44 ISY on Waiting List
- ❖ 32 Active ISY Participants



# ISY Summer Team Program with Department of Parks and Recreation Cont....

- Tutoring, study skills training, and instruction leading to secondary school completion
- Adult Mentoring
- Education Concurrent with Workforce Preparation
- Labor Market and Employment Information for Metropolitan Atlanta
- Internship and Job Shadowing Opportunities
- Financial Literacy Workshops



- Leadership development opportunities, which may include community service and peer-centered activities encouraging responsibility and other positive social behaviors during non-school hours;
- Entrepreneurial Skills
- Comprehensive guidance and counseling
- Activities that prepare Youth to Transition to post-secondary education and training

# Georgia Unemployment

As of March 7<sup>th</sup> thru June 13<sup>th</sup> Unemployment Claims in the state of Georgia are more than 2.6 million of business with more than 50 employees

State/ Region, County, City	Unemployment Claims	% of State Claims
State of Georgia	2,605,453	
<b>City of Atlanta</b>	<b>341,516</b>	<b>13%</b>
Fulton	341,516	
DeKalb	188,037	7%
Cobb	191,950	7%
ARC WorkSource	594,648	23%



# Unemployment Claims by Industry 6.13.2020

UI Claims by Industry																
City of Atlanta LWDA																
NAICS	INDUSTRY NAME	03/07/2020	03/14/2020	03/21/2020	03/28/2020	04/04/2020	04/11/2020	04/18/2020	04/25/2020	05/02/2020	05/09/2020	05/16/2020	05/23/2020	05/30/2020	06/06/2020	06/13/2020
11	Agriculture, Forestry, Fishing and Hunting	0	0	0	4	9	1	0	2	3	3	4	2	1	1	1
21	Mining, Quarrying, and Oil and Gas Extraction	0	0	0	2	1	1	2	1	2	3	3	1	5	2	0
22	Utilities	0	0	0	0	4	3	0	3	1	1	1	3	0	1	2
23	Construction	32	61	19	97	528	390	220	324	300	239	179	197	183	177	129
31-33	Manufacturing	17	16	16	325	871	656	527	907	600	668	445	588	388	504	318
42	Wholesale Trade	17	22	23	286	1,046	1,381	609	825	682	660	437	414	532	395	429
44-45	<b>Retail Trade</b>	23	26	60	836	4,577	4,019	3,445	3,890	2,952	3,291	2,206	2,498	1,823	1,877	1,366
48-49	Transportation and Warehousing	39	30	32	235	1,649	2,121	858	1,215	1,875	808	1,825	959	949	600	623
51	Information	25	37	161	386	1,391	4,677	860	5,065	2,266	3,234	1,638	1,597	257	273	204
52	Finance and Insurance	20	15	10	39	409	190	146	201	122	143	94	86	74	75	92
53	Real Estate and Rental and Leasing	17	12	30	226	934	438	564	509	383	561	298	307	232	233	227
54	Professional, Scientific, and Technical Services	37	32	76	418	1,552	922	646	899	716	687	643	523	419	441	383
55	Management of Companies and Enterprises	2	9	11	183	411	346	254	306	200	281	196	274	160	198	144
56	<b>Administrative and Support and Waste Management and Remediation Services</b>	88	105	194	1,485	4,842	3,671	2,646	3,233	3,177	2,620	2,531	2,332	1,970	2,051	2,022
61	Educational Services	6	7	46	236	923	710	396	2,125	910	719	1,305	840	710	746	503
62	<b>Health Care and Social Assistance</b>	28	29	236	1,666	3,769	3,558	2,593	2,411	2,186	2,941	2,035	1,572	1,785	1,012	1,535
71	Arts, Entertainment, and Recreation	2	6	70	977	1,864	1,347	2,383	1,387	1,208	1,599	1,337	1,240	976	997	850
72	<b>Accommodation and Food Services</b>	25	51	1,031	10,999	14,996	10,847	9,313	7,836	8,314	6,998	5,872	4,725	4,379	4,473	4,500
81	Other Services (except Public Administration)	7	11	59	801	2,779	1,870	1,340	1,207	1,134	939	863	699	591	612	479
92	Public Administration	5	5	8	26	310	133	56	104	141	102	91	105	93	93	85
99	Unclassified	30	24	119	1,022	5,724	2,335	1,812	4,212	3,179	6,571	2,777	3,226	2,994	3,317	3,733
	<b>Total</b>	<b>420</b>	<b>498</b>	<b>2,201</b>	<b>20,249</b>	<b>48,589</b>	<b>39,616</b>	<b>28,670</b>	<b>36,662</b>	<b>30,351</b>	<b>33,068</b>	<b>24,780</b>	<b>22,188</b>	<b>18,521</b>	<b>18,078</b>	<b>17,625</b>

Source - Georgia Department of Labor - Workforce Statistics & Economic Research





# Virtual Job fairs (VJF)

---

**A-1 cleaning** - low interest

**Schneider Trucking** - low interest

**Trade Masters Construction** - interest, no interviews

**Direct Staffing Solutions** - interest, no interviews

**Southern Hospitality** - interviewed seven people, hired three

**Action Cleaning** - low interest

**CVS** - interviewed five people, hired two

**Spin** - TBD

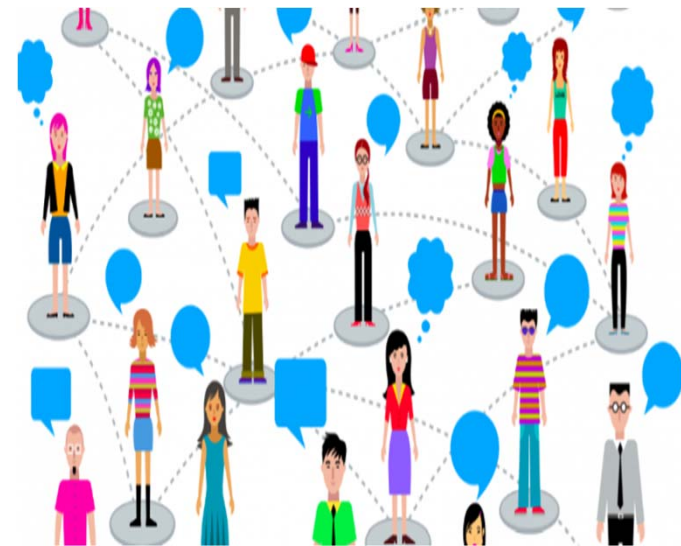
**Joto Trucking** - TBD

**Dynata** – Dates TBD (work from home/telemarketing)


**Vacant Investment Protection** – Dates TBD (welding)

**City of Atlanta** – Dates TBD

**PediCabs** – Dates TBD



# Workforce Needs Post Pandemic



WSA submitted a grant to the Technical College System of Georgia (TCSG) in the grant amount of \$1.3 million dollars. This grant will directly address Dislocated Workers and support an Emergency Disaster Relief site in the City of Atlanta.





Atlanta  
**WORK  
SOURCE  
GEORGIA**  
Connecting Talent with Opportunity  
A proud partner of the AmericanJobCenter network



# WorkSource Atlanta Budgets, Grants and Monitoring

# Projected PY'18 and FY'19 Spending as of May 2020

WorkSource Atlanta Program Expenditures Analysis									
Where We Are (Status Update)									
Program Name	Program Year	Total Grant Funding Amount	Inter-Grant Transfers	Adjusted Grant Funding	Actual Amount Spent as of 05/15/2020	Available	Obligations-Contracts/ITA vouchers/Work experience obligations	Remaining to be Spent as of 05/15/2020	
WIOA - Adult	2018-2019	\$ 1,241,766	\$ 1,389,448	\$ 2,631,214	\$ 1,889,085	\$ 742,129	\$ 742,129	\$ (0)	
	2019-2020	\$ 1,033,376	\$ 273,444	\$ 1,306,820	\$ 354,567	\$ 952,253	\$ 195,000	\$ 757,253	
		\$ 2,275,142	\$ 1,662,892	\$ 3,938,034	\$ 2,243,652	\$ 1,694,382	\$ 937,129	\$ 757,253	
WIOA - Dislocated Worker	2018-2019	\$ 1,481,516	\$(1,389,448)	\$ 92,068	\$ 87,299	\$ 4,769	\$ 4,769	\$ 0	
	2019-2020	\$ 1,760,963	\$ (273,444)	\$ 1,487,519	\$ 96,578	\$ 1,390,941		\$ 1,390,941	
		\$ 3,242,479	\$(1,116,004)	\$ 1,579,587	\$ 183,877	\$ 1,395,710	\$ 4,769	\$ 1,390,941	
WIOA - Youth	2018-2019	\$ 1,429,588	\$ -	\$ 1,429,588	\$ 1,065,811	\$ 363,777	\$ 363,777	\$ -	
	2019-2020	\$ 1,284,803	\$ -	\$ 1,284,803	\$ 460,355	\$ 824,448	\$ 165,888	\$ 658,561	
		\$ 2,714,391	\$ -	\$ 2,714,391	\$ 1,526,165	\$ 1,188,226	\$ 529,665	\$ 658,561	
Total Grants 2018-2019		\$ 4,152,870	\$ 546,888	\$ 4,699,758	\$ 3,042,195	\$ 1,110,675	\$ 1,110,675	\$ 1	
Total Grants 2019-2020		\$ 4,079,142	\$ -	\$ 4,079,142	\$ 911,499	\$ 3,167,643	\$ 360,888	\$ 2,806,755	
Total WIOA		\$ 8,232,012	\$ 546,888	\$ 8,778,900	\$ 3,953,694	\$ 4,278,318	\$ 1,471,562	\$ 2,806,757	
Other Funding:									
Impact Project (IPAH)		\$ 397,180		\$ 397,180	\$ 294,439	\$ 102,741		\$ 102,741	
		\$ 397,180	\$ -	\$ 397,180	\$ 294,439	\$ 102,741	\$ -	\$ 102,741	
Total All Funding		\$ 8,629,192	\$ 1,389,448	\$ 9,176,080	\$ 4,248,133	\$ 4,381,059	\$ 1,471,562	\$ 2,909,498	

Notes:

©2020 Atlanta WorkSource

# TechHire Grant Update

Grant period	July 1, 2016 –July 30, 2020
Award Amount	\$4,000,000.00
Amount Expended	\$327,824.38
Remaining Amount	\$3,672,175.62
Participant Target Number	450

## Updates:

- U. S. Department of Labor, Employment and Training (ETA) conducted a monitoring of the TechHire grant from April 16 – 18, 2019.
- DOL-ETA issued their monitoring report with findings to WSA on June 5, 2019.
- WSA submitted a Corrective Action Response (CAR) to the DOL-ETA monitoring report with a revised implementation plan on July 5, 2019.
- As of **November 13, 2019**, DOL-ETA indicated that it could not locate WSA's CAR; On November 14, WSA resent a copy of the original CAR submission.
- On **May 26, 2020**, WSA received a status notification from DOL-ETA regarding the grant wherein they reiterated the previous year's findings, with no mention of the resolution documentation previously provided by WSA; WSA will respond within 30 days to all findings presented by the DOL-ETA, as requested.

# Homeless Grant Update

Grant period	March 1, 2018 –June 30, 2020*
Award Amount	<b>\$397,180.00</b>
Amount Expended	<b>\$299,856.90 (as of 6/19/2020)</b>
Remaining Amount	\$97,323.10 (WSA projects expenditure of all funds via Staff Salaries, Supportive Services, and 2 remaining Payroll Cycles through 7/17/2020)
Participant Target Number	50 - 65
Participants Placed on a WEx** (Locations)	<b>61</b> (Gateway Center, Veterans Molding Minds/MD Ross Consulting, StratiPlan, The Warrior Alliance, Russell Center for Innovation & Entrepreneurship, City of Refuge, Goodwill)
Participants Who Completed a WEx	28
Participants Not Completing a WEx	20***
Active WEx Placements	13
WEx Placements Remaining	0
WEx Positions/Industries	Customer Service/Admin, Intake & Eligibility/Case Management, Conference/Event Managements, Maintenance, Culinary Arts, Data Entry/Analysis, Floor Tech, Custodial Tech, Security, Career Coach Assistants
WEx Length	Up to 20 weeks (per TCSG extension)
WEx Wage	Variable - No less than \$10/hour (\$18/hour max to date)


\* An 2<sup>nd</sup> extension was approved by the Technical College System of Georgia – original end date was 12/31/19.

\*\* Work Experience (WEx) is a planned, structured learning experience that takes place in a workplace for a limited period of time. They may be paid or unpaid, as appropriate and consistent with other laws, such as the Fair Labor Standards Act. A WEx may be arranged within the private for-profit sector, the non-profit sector, or the public sector.

\*\*\*References participants who were terminated by WEx employers for various reasons; 2 participants ended the WEx early to accept a job offer.




# Supportive Services for Homeless Participants



For many of our homeless participants, their paid work experience required uniforms. WSA Supportive Services provides clean new uniforms.

It also helps to restore confidence



# Findings and Actions

---

October 25, 2019 WSA was sanctioned by our state monitor, TCSG, for not addressing findings from program year 2017, for not holding regularly scheduled board meetings and other items. WSA has continued to address findings, request technical help as needed, and host regularly scheduled board meetings.

As of June 10, 2020 TCSG has lifted the sanction and WSA has resolved those findings. While there are still findings from the 2019 monitoring, we have until June 30, 2020 to complete the remaining action items.



# WSA Board Meeting Information



## 2020 Remaining Board of Director Meetings

Board Meeting	Date
WSA Board Meeting	Thursday August 27 <sup>th</sup> 11:00am-1:30pm  Location: WSA Office 818 Pollard Boulevard SW Atlanta, GA 30315
WSA Board Meeting	Thursday November 19 <sup>th</sup> 11:00am- 1:30pm  Location: WSA Office 818 Pollard Boulevard SW Atlanta, GA 30315





Atlanta  
**WORK  
SOURCE  
GEORGIA**  
Connecting Talent with Opportunity  
A proud partner of the AmericanJobCenter network



# WorkSource Atlanta and Invest Atlanta Integration Update

## Invest Atlanta & WorkSource Atlanta Integration Status:

---

- A second draft of the IGA was completed by the law department in late April. Invest Atlanta has completed a review of the document, which has been passed back to the Legal Dept as of 6/12.
- The anticipated completion is August 2020 to coincide with the IA Economic Mobility plan
- The current phase of the project necessitates a vast amount of research on best practices for financial models with internal and external stakeholders. The information gleaned from conversations with groups like the Beltline, Cobb Works and others help inform the details of the financial arrangement between Invest Atlanta & WorkSource Atlanta.
- Bi-weekly meetings reconvene next week on June 30<sup>th</sup>.