



Department of

CITY PLANNING

- ✓ Department Structure
- ✓ Permitting Update

OFFICES OF THE DEPARTMENT OF CITY PLANNING


- Office of Mobility Planning moving to ATLDOT
- OHCD federal grants program moving to new Department of Grants
- Planning function moving to Office of Design



Greg Pace,
Director



Keyetta Holmes,
Interim Director



Janide Sidifall,
Deputy Commissioner,
Operations

Doug Nagy, Deputy
Commissioner, Strategy



Josh Humphries,
Interim Director



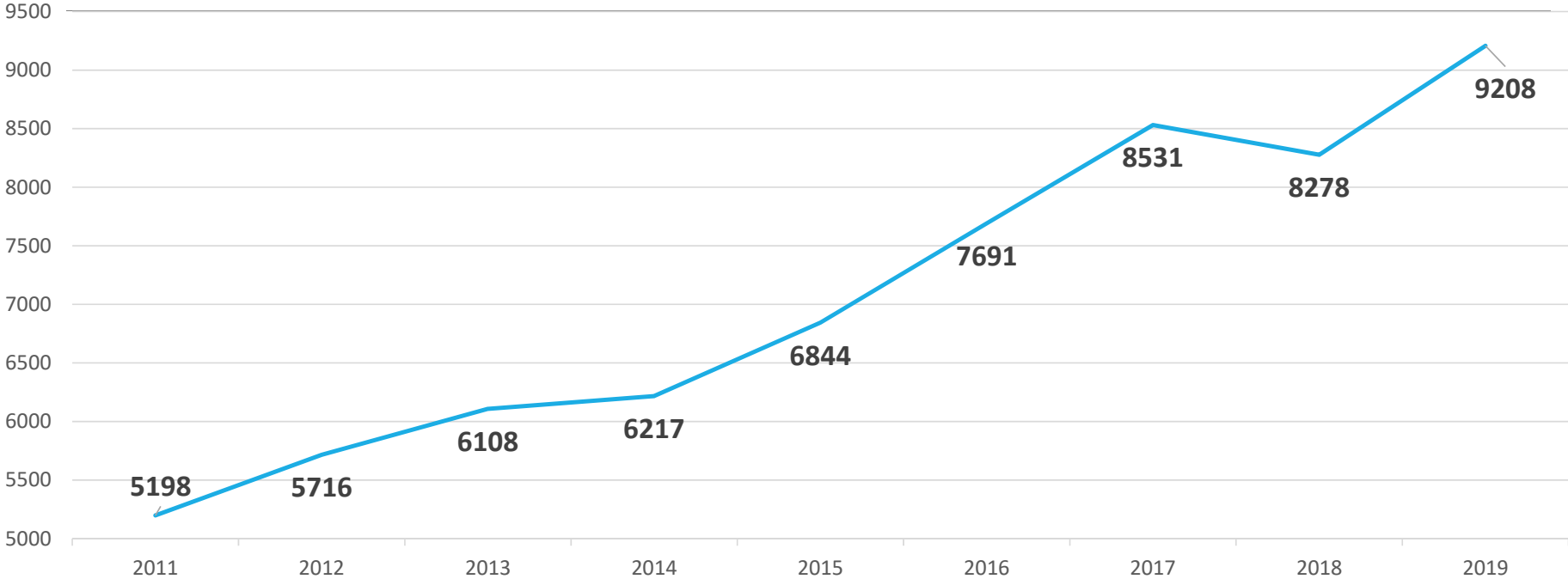
Kevin Bacon,
Interim Director

PERMITTING DATA COMPARISON

Fiscal Year July–January 2019 vs. July–January 2020



TOTAL PERMITS ISSUED



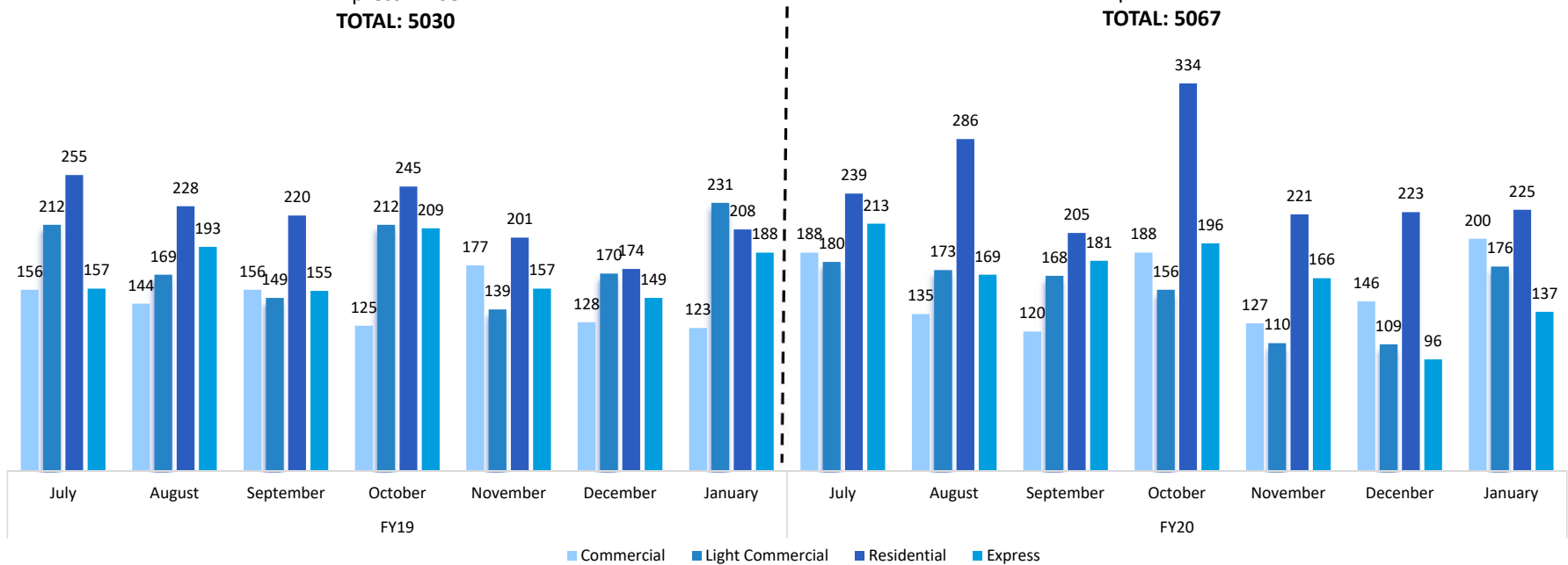
**Standard Permits are Commercial, Light-Commercial and Residential Permits only. No Airport or Major Projects Permits included.*

PERMIT VOLUME PER WORKSTREAM

July–January FY 2019 vs. July–January FY 2020

Totals for July–January FY2019
 Commercial: 1009
 Light Commercial: 1282
 Residential: 1531
 Express: 1208
TOTAL: 5030

Totals for July–January FY 2020:
 Commercial: 1104
 Light Commercial: 1072
 Residential: 1733
 Express: 1158
TOTAL: 5067



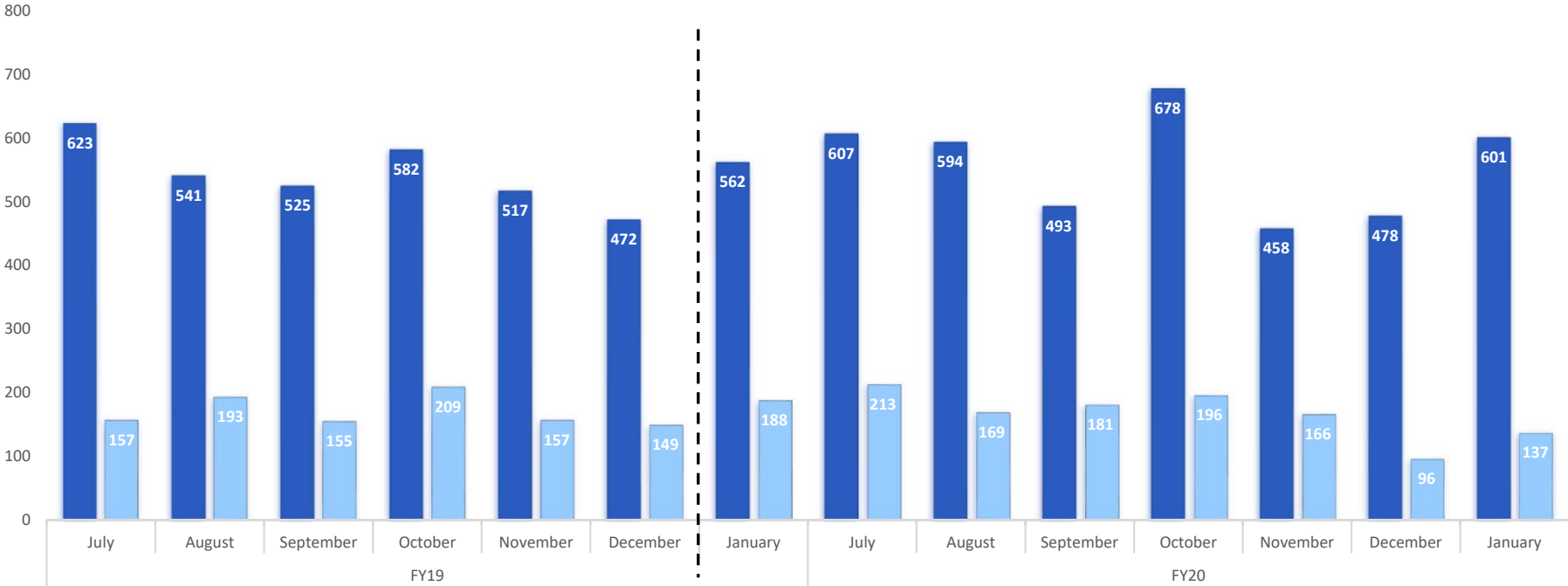
*Permits included are Commercial, Light-Commercial, Residential and Express Permits only. No Airport or Major Projects Permits are included.

STANDARD PERMITS VS. EXPRESS PERMITS

July–January FY 2019 vs. July–January FY 2020

Total Permits July–January FY 2019:
Standard: 3822 | Express: 1208

Total Permits July–January FY 2020:
Standard: 3909 | Express: 1158



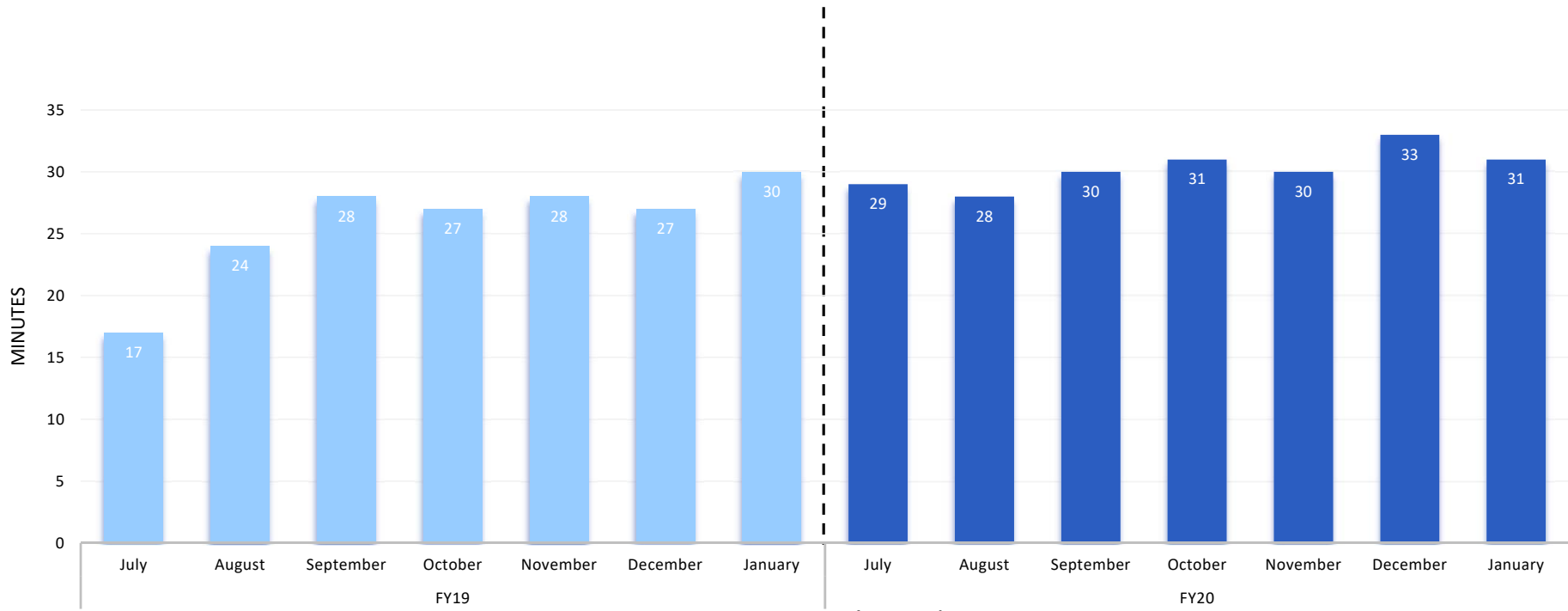
*Standard Permits are Commercial, Light-Commercial and Residential Permits only. No Airport or Major Projects Permits included.

EXPRESS PERMITTING TIME

July–January FY 2019 vs. July–January FY 2020

Average Express Permitting time for July–January FY 2019:
25 Minutes

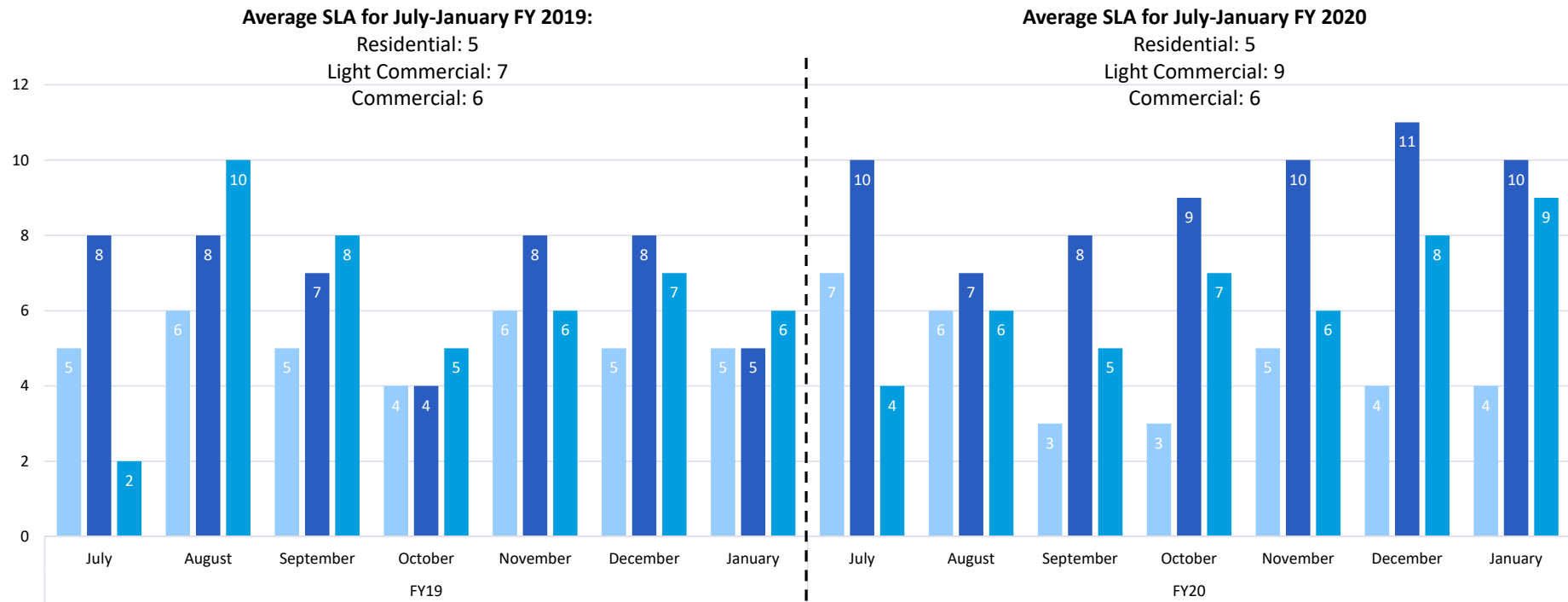
Average Express Permitting time for July–January FY 2020:
30 Minutes



Service Level Agreement (Minutes): 30 Minutes

PLAN REVIEW DAYS

July-January FY 2019 vs. July-January FY 2020



Service Level Agreement (Business Days):

Residential: 5 Days

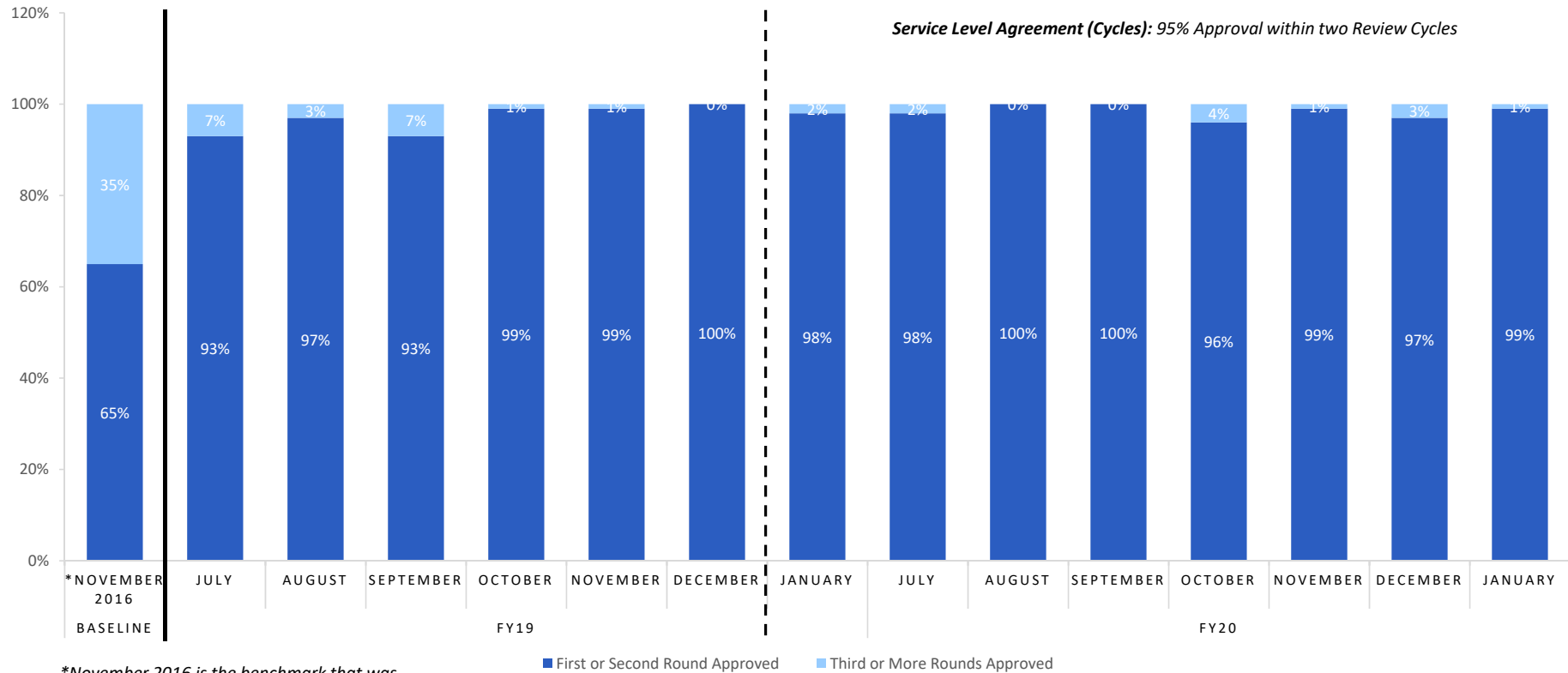
Light Commercial: 10 Days

Commercial: 10 Days

Residential Light Commercial Commercial

PLAN REVIEW CYCLES

July–January FY 2019 vs. July–January FY 2020



*November 2016 is the benchmark that was selected to gauge the progress and implementation of the current Service Level Agreement.

*Commercial, Light-Commercial, Residential and Express Reviews only

CONSTRUCTION VALUATION

July–January FY 2019 vs. July–January FY 2020

Total for July–January FY 2019:
\$2,796,309,330.77

Total for July–January FY 2020:
\$3,585,790,415.10

