



DEPARTMENT OF PROCUREMENT

FY24-Q1FY25 FEC Update

October 30th 2024



TABLE OF CONTENTS



- ① Department Goals & Vision
- ① FY24 Spend: Year in Review
- ① FY24 Solicitations by COA Departments
- ① FY25 Solicitations by COA Departments
- ① FY24 Purchase Orders
- ① FY25 Purchase Orders
- ① Percentage of Solicitations within SLA Requirement
- ① FY24 Supplier Registrations & Business Classifications
- ① Projects Expiring in the next 90 days





VISION & GOALS

CITY OF ATLANTA

VISION (ONE TEAM – ONE APPROACH – ONE OUTCOME)

Excellence in VALUE CREATION through Partnership, Collaboration and Innovation

GOAL

To create a value based high performing procurement organization that transacts business with integrity using a simplified and transparent process by promoting women and diverse suppliers in our community

- Create fair and open competition by breaking down barriers to do business with City
- Promote women owned and minority businesses within City of Atlanta and across the supply base
- Ensure contracting process is transparent, open, fair and inclusive
- Conduct business with highest ethical standards by holding every employee accountable to outcome



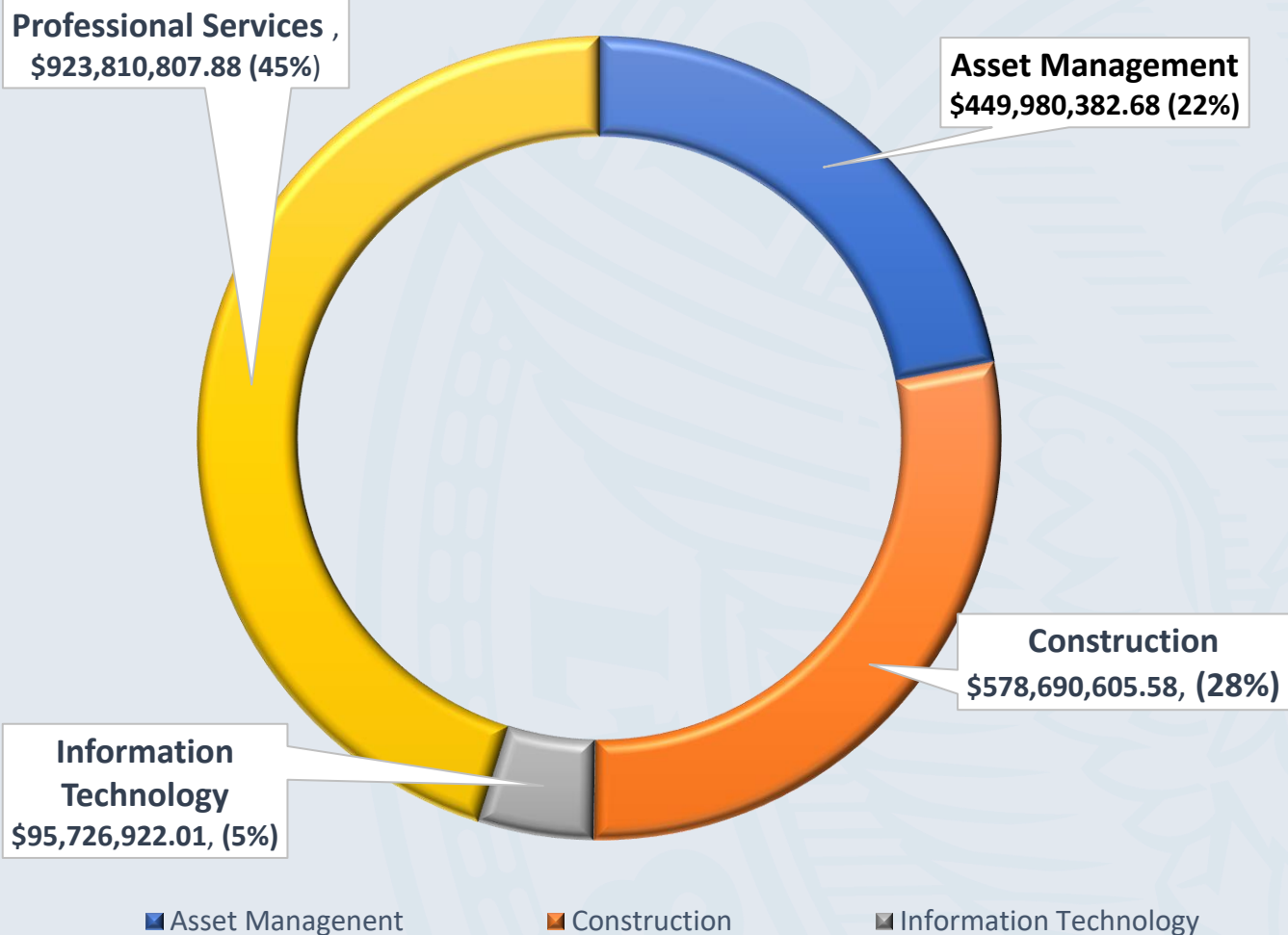
Excellence in VALUE CREATION through Partnership, Collaboration, and Innovation



FY24 SPEND BY CATEGORY



FY24 Total Category Spend: \$2,048,208,718.15



*Projects Executed Via Legislation from July 1, 2023 – June 30, 2024
Includes renewals, amendments, task orders, and change orders approved via the ELMS System



Excellence in VALUE CREATION through Partnership, Collaboration, and Innovation



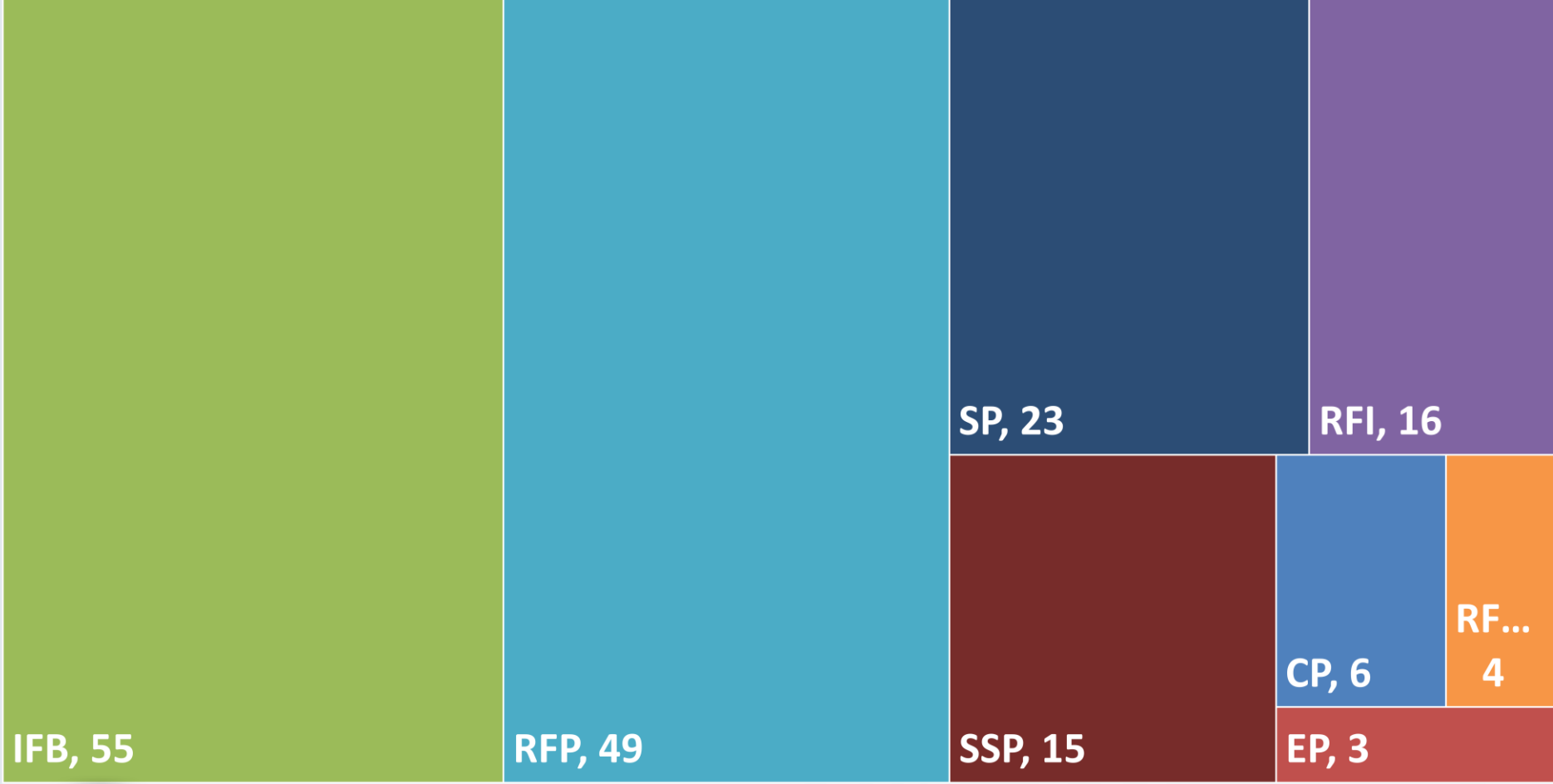
FY24 SOLICITATIONS WORKLOAD BY SOLICITATION TYPES



FY24 SOLICITATION TYPE DISTRIBUTION (171)

**Solicitation Data Pulled Via Oracle Procurement Business Analytics Dashboard from July 1, 2023 – June 30, 2024*

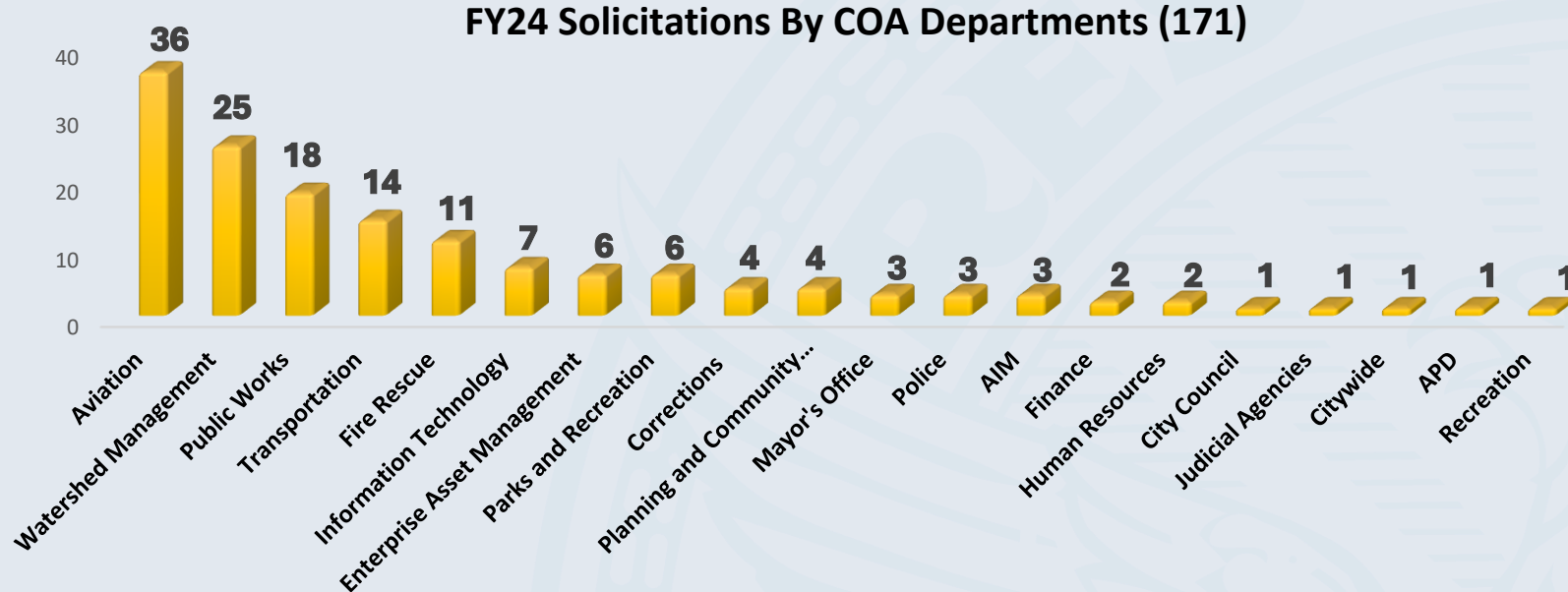
- Information for Bid 32%**
- Request for Proposal 29%**
- Special Procurement 13%**
- Request for Information 9%**
- Sole Source Procurement 9%**
- Cooperative Procurement 4%**
- Emergency Procurement 2%**
- RFQc 2%**



Excellence in VALUE CREATION through Partnership, Collaboration, and Innovation

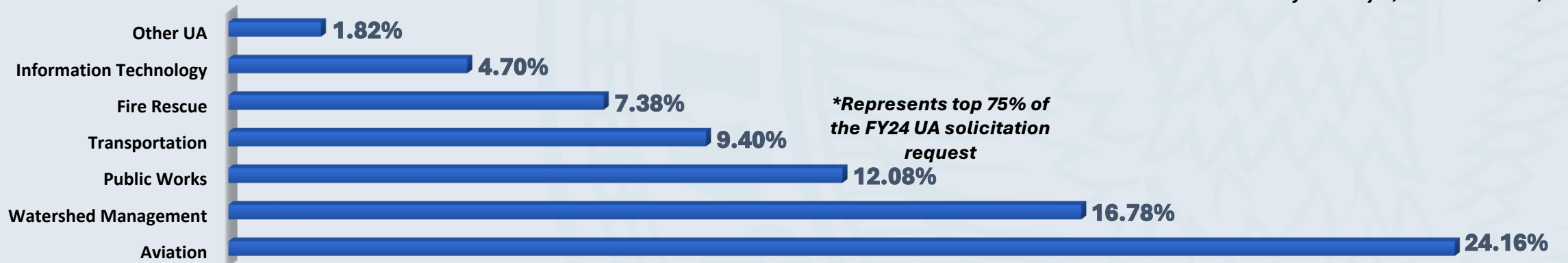


FY24 SOLICITATIONS WORKLOAD BY DEPARTMENTS



**Solicitation Executed Via Procurement Business Analytics Dashboard from July 1, 2023 – June 30, 2024*

FY24 Percentage of Solicitations By COA Departments



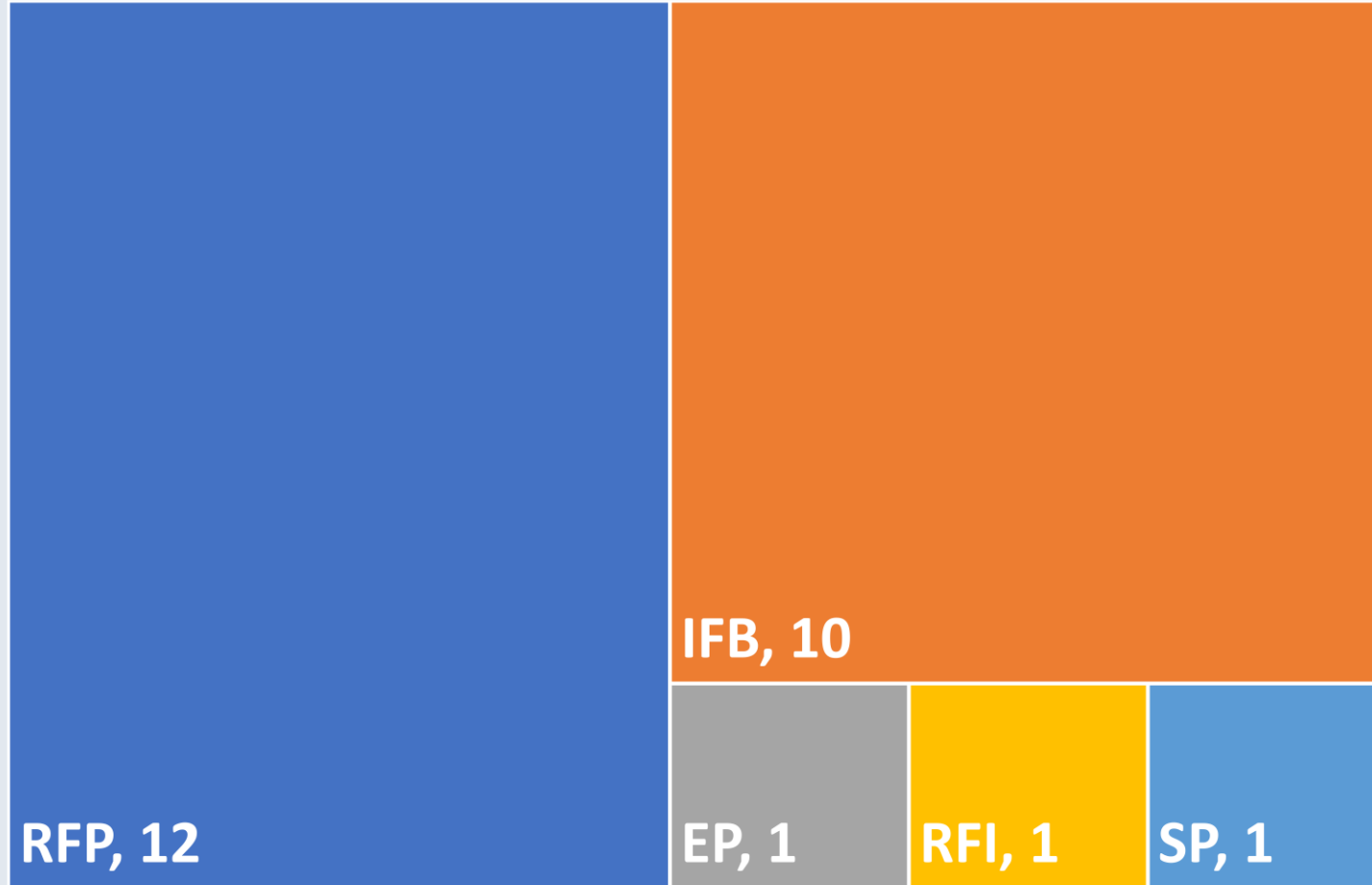
Excellence in VALUE CREATION through Partnership, Collaboration, and Innovation



FY25 SOLICITATIONS WORKLOAD BY SOLICITATION TYPES



FY25 Q1 SOLICITATION DISTRIBUTION (25)



Solicitations awarded or closed from
July 1, 2024- September 30, 2024

Request for Proposal	48%
Information for Bid	40%
Emergency Procurement	4%
Request for Information	4%
Special Procurement	4%

**Solicitation Data Pulled Via Oracle Procurement Business Analytics Dashboard from July 1, 2024 – September 30, 2024*

Excellence in VALUE CREATION through Partnership, Collaboration, and Innovation

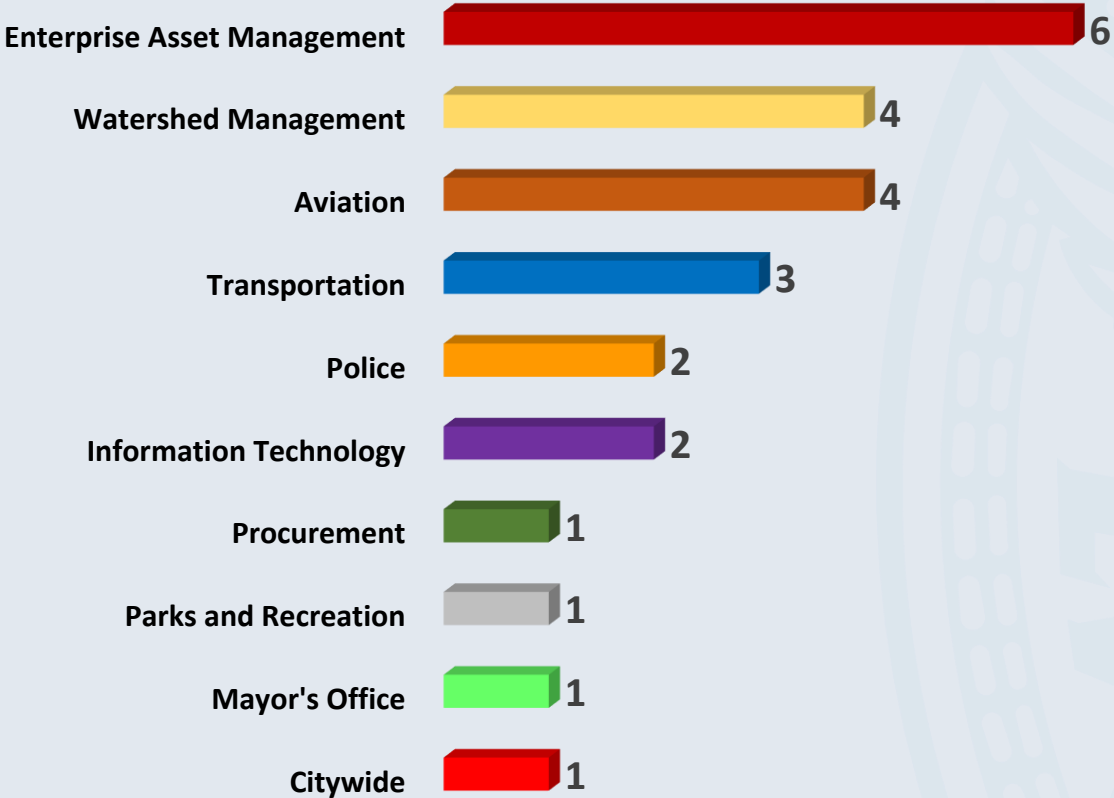


FY25 (Q1) SOLICITATIONS WORKLOAD BY DEPARTMENTS

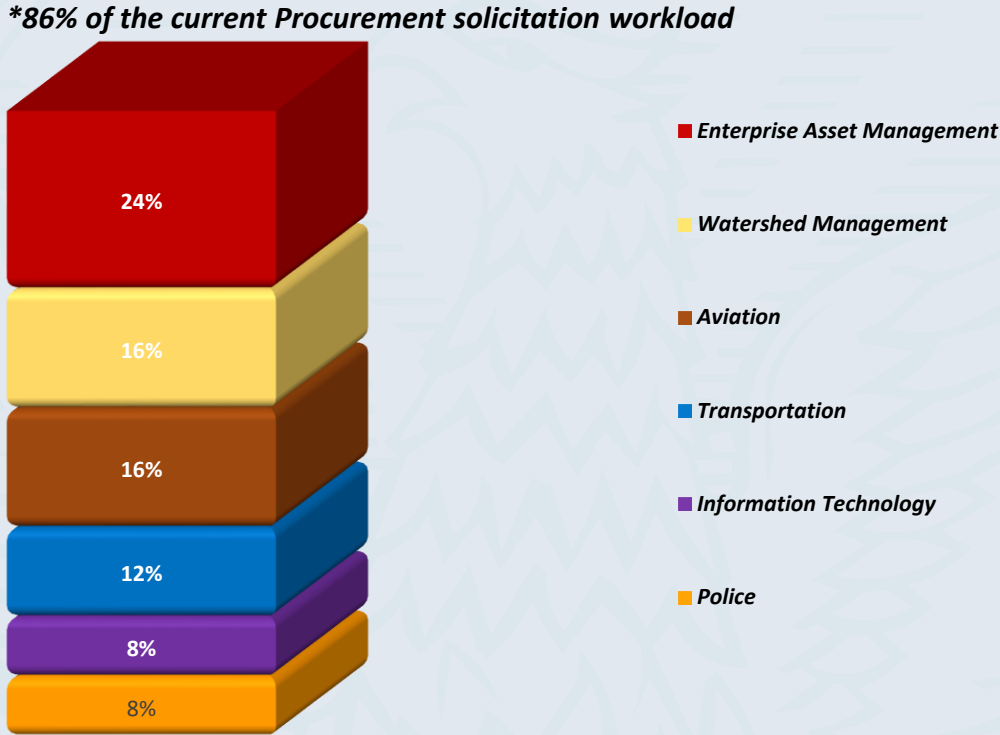


Solicitations awarded or closed from July 1, 2024- September 30, 2024

FY25 Q1 Solicitations By COA Departments 25 (Units)



FY25 Q1 Solicitations By COA Departments (Percentage)

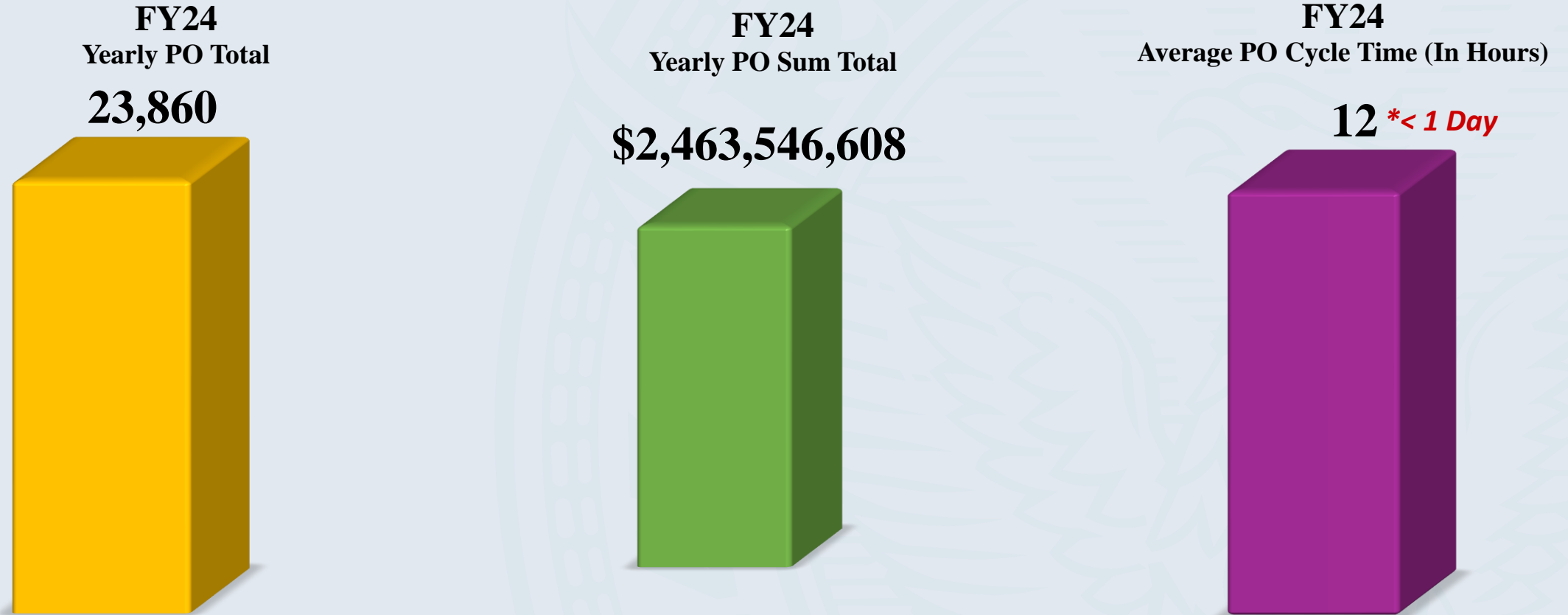


**Solicitation Data Pulled Via Oracle Procurement Business Analytics Dashboard from July 1, 2024 – September 30, 2024*

Excellence in VALUE CREATION through Partnership, Collaboration, and Innovation



FY24 PURCHASE ORDERS



**Purchase Order Data Pulled Via Oracle Procurement Business Analytics Dashboard from July 1, 2023 – June 30, 2024*

Excellence in VALUE CREATION through Partnership, Collaboration, and Innovation




FY25 PURCHASE ORDERS



FY25
First Quarter PO Total



FY25
Number of POs Processed Per Day



**Purchase Order Data Pulled Via Oracle Procurement Business Analytics Dashboard from (Real Time Data as of 10.10.24)*

FY25
First Quarter PO Sum Total (Millions)



FY25
Number of POs Processed Per Hour



Excellence in VALUE CREATION through Partnership, Collaboration, and Innovation



FY24 SUPPLIER REGISTRATION



Total of Newly Registered Suppliers for FY24

3,425

FY24 Number of Newly Registered Suppliers Awarded Contracts with the CoA

599

FY24 Spend of Newly Registered Suppliers Awarded Contracts with the CoA

\$154 Million

123 Newly Registered Suppliers with listed Business Classifications:

- 33% Small Businesses
- 11% Woman owned
- 54% Other Diverse Business Classifications

\$25 Million spent with classified Small & Diverse Businesses!

**Supplier Data Pulled Via the Oracle Supplier Registration report and the Supplier Spend by NIGP Code report from July 1, 2023 – June 30, 2024*

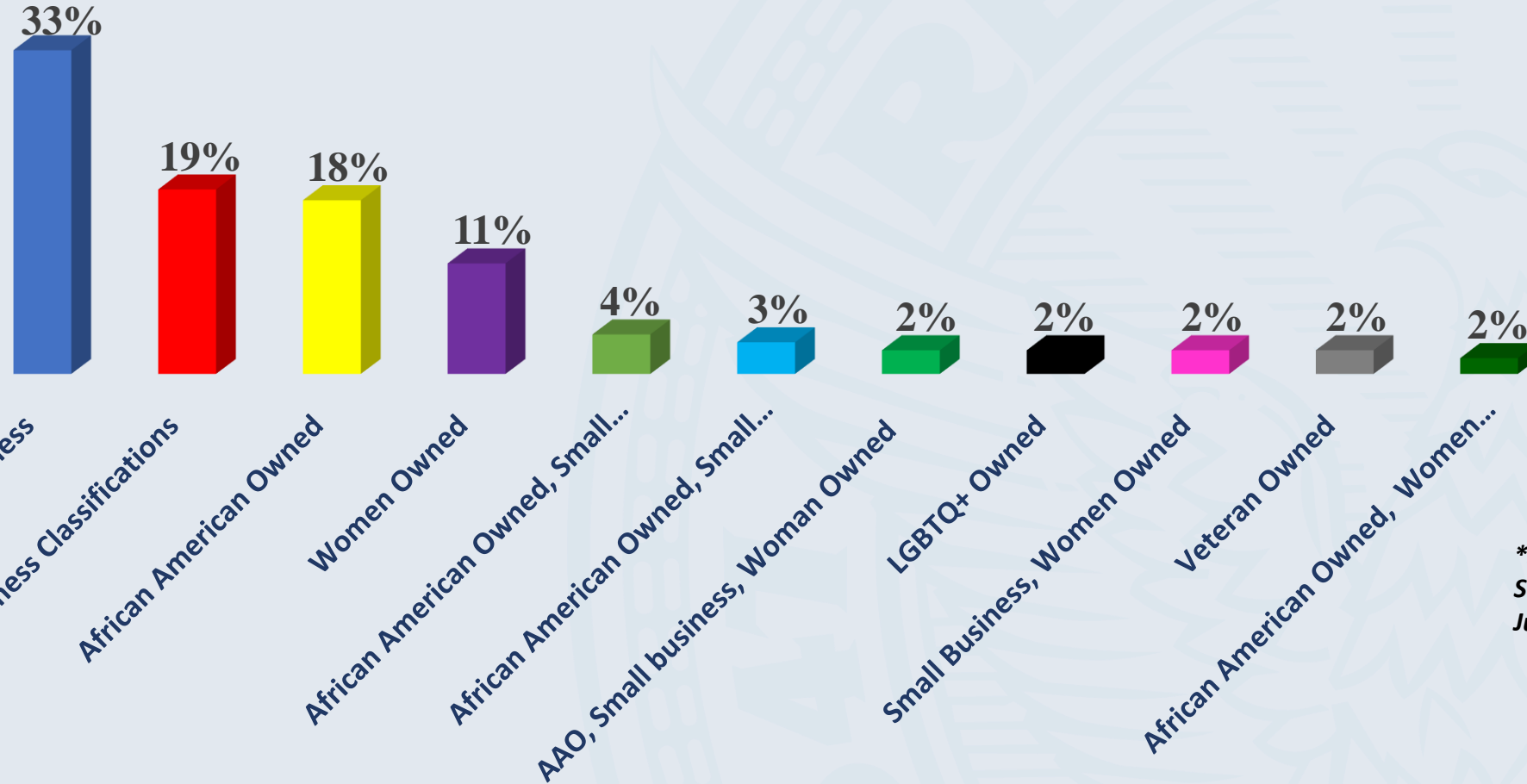
Excellence in VALUE CREATION through Partnership, Collaboration, and Innovation



FY24 SUPPLIER BUSINESS CLASSIFICATIONS



FY24 Newly Registered Suppliers with Business Classifications (123)



**Supplier Data Pulled Via Oracle Supplier Module from July 1, 2023 – June 30, 2024*

***123 out of 599 Newly Registered Suppliers with listed Business Classifications**



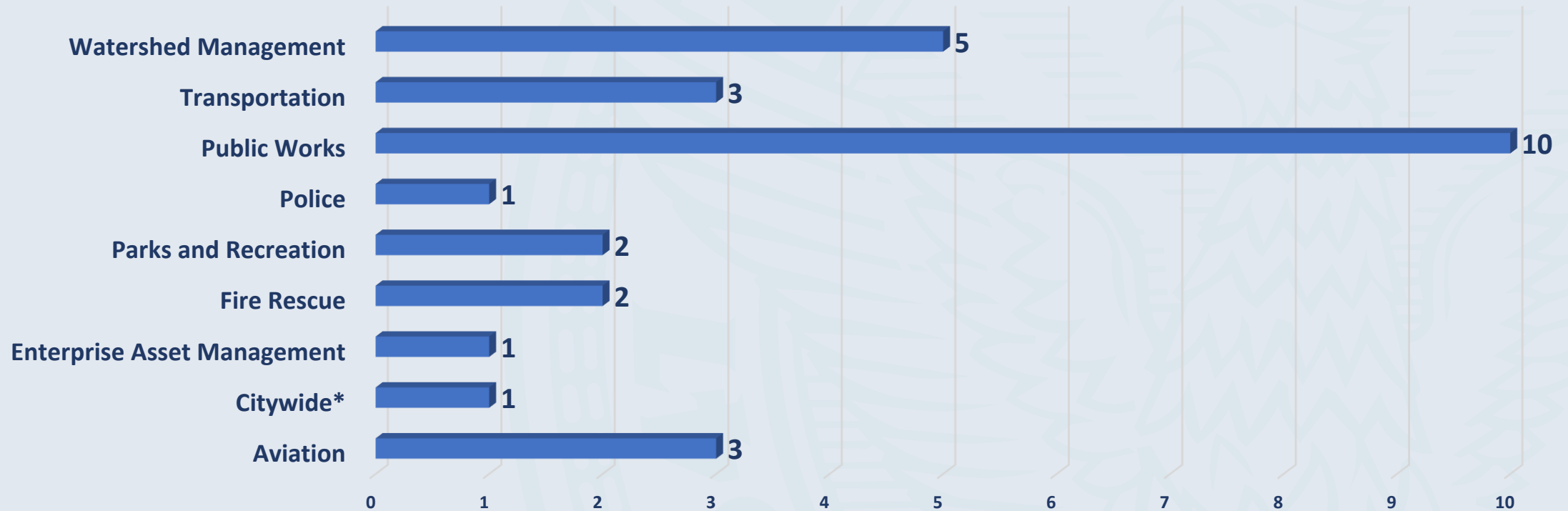
Excellence in VALUE CREATION through Partnership, Collaboration, and Innovation



PROJECTS EXPIRING IN THE NEXT 90 DAYS



28 Services Contracts Expiring Within the Next 90 Days (Contracts listed in Appendix A)



**Contracts Pulled Via Oracle Expiring Contract Report
(Real Time as of October 9, 2024)*

Excellence in VALUE CREATION through Partnership, Collaboration, and Innovation



LOOKING FORWARD FY25

Cost Reduction

**Volume Discount
and Incentive Plan**

**Supplier Mentorship
Program**

DOP Academy



**Create a Master Database
(Forecasting and Forward Looking)**

**Assessment of the
Procurement Policies
& Procedures**

Excellence in VALUE CREATION through Partnership, Collaboration, and Innovation





Q & A



APPENDIX A



AVIATION

FC-7692-04 CONRAC Automated People Mover System Operations and Maintenance
IFB/CON/DOA/2309-1240069, Ramp 21 Repavement
1200030,1 Uniforms- Aviation/Safety and Security Division

CITYWIDE

1200071 Propane Gas Cylinders & Small Repair Services

ENTERPRISE ASSET MANAGEMENT

FC-10398 Citywide Electrical Repair and Maintenance Services

FIRE RESCUE


1200039, Various Dual Sensor Smoke Detectors
SP-IF-AFRD-2310-1240106 Rescue Boats

PARKS AND RECREATION

IFB-S-1220215 – A On Call Post Certified Officers
1240250 Swimming Pools and Splash Pads Maintenance

POLICE

FC-9409 Annual Maintenance for Citywide Radio System



APPENDIX A



PUBLIC WORKS

- 10602 (A-H), Original Equipment Manufacturer (OEM) After Market Repair & Services for Automobiles
- SP-S-1230111 Street Base & Common Good Sanitary Services Study

TRANSPORTATION

- IFB-C-1210235 Dekalb Ave Safety Improvements
- IFB-C-1210241 Installation of Traffic Calming Measures
- 1240082 Peachtree Miami-Circle Gateway

WATERSHED MANAGEMENT

- IFB/DWM/2302-1230217 Custer Avenue Multi-Benefit Capacity Relief Project
- FC-10244A, Annual Contract for Stormwater Upgrade and Repair Services
- RFP-S-1210111 Green Infrastructure and Landscape Services
- 1220307 Utoy Creek WRC UV Replacement
- 10643 Annual Contract for Canada Geese Removal Services

