

Atlanta Police Department

PSLA Report



Chief Darin Schierbaum



1 September 9th, 2024

Atlanta Police Department

PSLA Quarterly Report



- Through 8.31.24



Crime Statistics – Week 35

Group A Crimes	Week	Prev Week	% Chg Week	28 Day	Prev 28 Day	% Chg 28	YTD	Prev YTD	% Chg YTD
PERSON	47	75	-37%	240	219	10%	1,774	1,964	-10%
⊕ Homicide	1	5	-80%	8	8	0%	84	90	-7%
⊕ Rape	2	2	0%	7	7	0%	46	38	21%
⊕ Aggravated Assault	44	68	-35%	225	204	10%	1,644	1,836	-10%
PROPERTY	393	404	-3%	1489	1376	8%	12,704	13,017	-2%
⊕ Robbery	11	14	-21%	42	41	2%	343	390	-12%
⊕ Burglary/Breaking & Entering	32	33	-3%	127	127	0%	1,150	1,112	3%
⊕ Theft From Motor Vehicle	143	146	-2%	547	427	28%	4,605	4,848	-5%
⊕ Shoplifting	58	57	2%	204	168	21%	1,475	1,269	16%
⊕ All Other Larceny	84	86	-2%	343	367	-7%	2,518	2,093	20%
⊕ Motor Vehicle Theft	65	68	-4%	226	246	-8%	2,613	3,305	-21%
Total	440	479	-8%	1729	1595	8%	14,478	14,981	-3%

Atlanta Police Department

Cabinet Briefing



- 5.22.24 to 8.3.24
- 10 Week Period
- Partnerships



Summer Plan of Action

Multi Faceted Focus

- Operation Heatwave
- Street Racers
- Curfews
- Parks/Pools



Enforcement Details

- 5 Dates
- 80 Individuals Arrested
- 17 documented gang members
- 38 Firearms recovered



Summertime Success

	Crime	
	Start	End
Overall Crime	-1%	-3%
Burglary	16%	8%
Person Shot	-1%	-8%
Auto Theft	-10%	-16%

- Mounted Patrol in the Parks
- Path Force visibility
- The Police Athletic League (PAL) Summer Camp
- Patrolling Parks and Swimming Pools
- License and Permits details
- CARE Unit Deployed and trained.

Atlanta Police Department

PSLA Quarterly Report



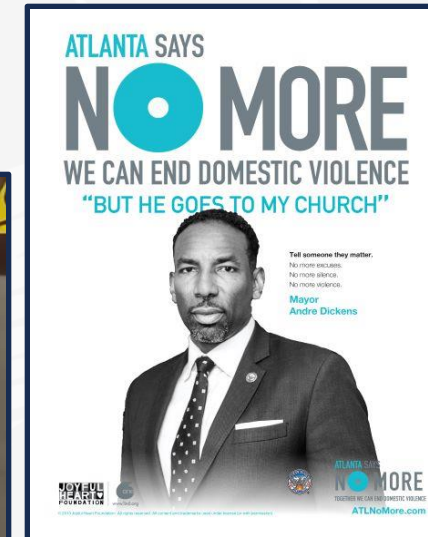
- Why it matters.



Domestic Violence Incident – Officer Involved Shooting

Atlanta's – No More Campaign

APD Social Media



Atlanta Police Department


PSLA Quarterly Report



• Interdepartmental Cooperation



ATF – NIBIN – Zone 3



Atlanta Police Department

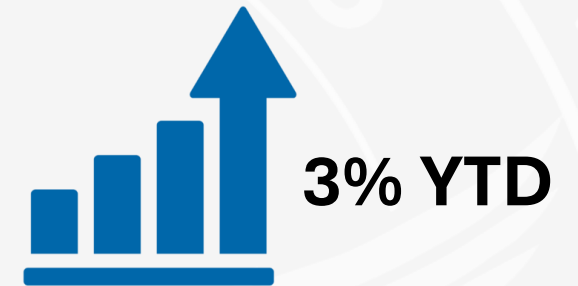
PSLA Quarterly Report



Burglary Information

Trends

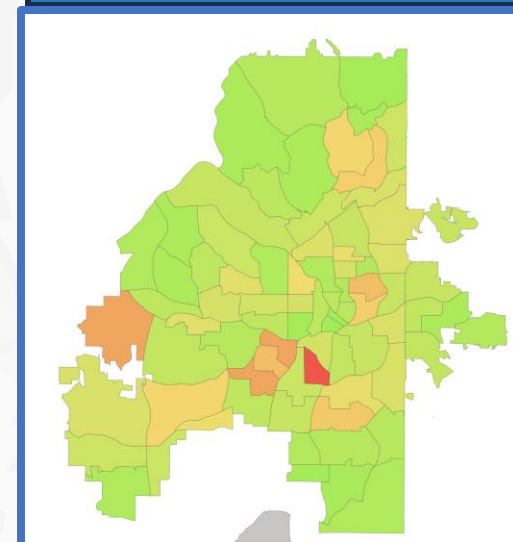
Group A Crimes	Week	Prev Week	% Chg Week	28 Day	Prev 28 Day	% Chg 28	YTD	Prev YTD	% Chg YTD
PROPERTY	32	33	-3%	127	127	0%	1,150	1,112	3%
Burglary/Breaking & Entering	32	33	-3%	127	127	0%	1,150	1,112	3%
Total	32	33	-3%	127	127	0%	1,150	1,112	3%



Zone Totals

Offense	1	2	3	4	5	6	Total
Burglary/Breaking & Entering	161	142	194	287	150	216	1150
Total	161	142	194	287	150	216	1150

Area



Atlanta Police Department

PSLA Quarterly Report



Multiple Cycle Offenders



Burglary Arrests

Storage Facilities




56 Peachtree Valley Rd NE

Jared Davis



James Stancil



- Both suspects were arrested and charged with burglarizing a storage unit on July 10, 2024.
- Both suspects were possession of narcotics, tools and masks when apprehended
- On a later date, Davis was discovered to be involved in a burglary that occurred at Space Shop Self Storage which is another storage facility a short distance away and was charged accordingly.





- Multiple Cycle Offenders



Burglary Arrests

Non-Profit Organization



Michael Kendrick



1643 Donald Lee Hollowell Pkwy NW

- On June 7, 2024, was arrested and charged for burglarizing Paw Kids, a non-profit organization.
- The suspect was released June 23, 2024 (No adjudication)
- On August 7, 2024, Burglary warrants were originated for Michael Kendrick for committing another burglary at 684 Hortense Pl. (242141484)
- Kendrick has an active burglary warrant and is actively being pursued. **Arrested 8.12.24 – Still In Fulton County Jail**
- Kendrick is a repeat offender with 39 arrest cycles to include the earlier year arrest for burglary.



Atlanta Police Department

PSLA Quarterly Report



- Why it matters.
- Can lead to violence.
- **Linked to Thefts:**
- 4 Homicides
- 6 Aggravated Assaults

Theft from Auto and Auto Theft

Trends




Theft from Auto -Down ↓5% YTD

Motor Vehicle Theft – Down ↓21% YTD

Confrontations

VIOLENT CRIME



Auto Theft

Zone	Total
Zone 1	460
Zone 2	252
Zone 3	413
Zone 4	502
Zone 5	455
Zone 6	530
Total	2612

Theft from Auto

Zone	Total
Zone 1	509
Zone 2	860
Zone 3	309
Zone 4	591
Zone 5	1346
Zone 6	987
Total	4602

Atlanta Police Department

PSLA Quarterly Report



- Scooter/Moped Theft
- Community Targeted
- Repeat Victims



Theft from Auto and Auto Theft

1155 Joseph E. Boone Blvd NW



- 10 Scooters Stolen
- 4 Recovered to date



facebook





Atlanta Police Department

PSLA Quarterly Report

KEY POINTS

- 1040 Techwood Dr NW
- 965 Fowler St NW



➤ Spin Room – McCamish Pavilion

➤ Debate Site – CNN Studios






Atlanta Police Department

PSLA Quarterly Report

KEY POINTS

- Spring St NW and 10th St NW





Atlanta Police Department

PSLA Quarterly Report

KEY POINTS

- 1015 Tumlin St NW
- Home Park





Atlanta Police Department

PSLA Quarterly Report

KEY POINTS

- Partnerships



Atlanta Police Department

PSLA Quarterly Report



- 455 Capital Ave SE
- Interdepartmental Cooperation
- APD Officers



Presidential Campaign Visits

Georgia State University Convention Center

Vice-President
Kamala Harris



7.30.24



Former President
Donald Trump



8.3.24

Atlanta Police Department

PSLA Quarterly Report





- 455 Capital Ave SE
- APD Officers
- Interdepartmental Cooperation



Presidential Campaign Visits

Constitutional Rights Protected



Atlanta Police Department

PSLA Quarterly Report



National Night Out

8.6.2024



Atlanta Police Department

PSLA Quarterly Report



- 791 Calls for Service
- 601 Reports Taken

C.A.R.E.S Unit

We are HIRING!
C.A.R.E. UNIT
Community Assistance Responders
Community Service Officers

Requirements:
18 Years or Older ✓
Valid Drivers License ✓
Pass background check ✓
Excellent communication skills ✓

Join Our Team!



Atlanta Police Department

PSLA Quarterly Report



• Commitment



Fleet

Take Home Vehicle Deployment



476
Vehicles
Dispersed

2022

- Total vehicles deployed – 87

2023

- Total vehicles deployed – 148

2024

- Total vehicles deployed – 241

➤ Vehicles deployed in 2024 by month:

- January -22
- February -32
- March -28
- April -31
- May -17
- June - 36
- July - 21
- August - 54



Atlanta Police Department

PSLA Quarterly Report



- As of 8.31.2024



Public Safety Training Center

Fire Department



Leadership/Academic Buildings



Mounted Patrol



SEEKING INFORMATION

ATLANTA PUBLIC SAFETY
TRAINING CENTER VIOLENCE

404-577-TIPS

- OR VISIT -

WWW.STOPCRIMEATL.ORG



APD IS HIRING

BE THE CHANGE YOU WANT TO SEE IN YOUR COMMUNITY

joinatlantapd.org



Atlanta Police Department

PSLA Quarterly Report



Connect Atlanta



**Help Keep
Atlanta Safe**

21456	19787
Registered Cameras	Integrated Cameras

An aerial view of Atlanta at night, showing city lights and a highway interchange. A semi-transparent dark box is overlaid on the image, containing the text and statistics.