



City of Atlanta

Office of the Public Defender

Kenneth Days, III
Director and Chief Public Defender

Public Safety & Legal Administration Presentation
June 2024

Improve Data Quality

Improve completeness and quality of data for communication and decision making

Reduce Barriers to Service

Reduce operational barriers to community care and client support

Lead in Indigent Defense

Build the capacity of the Public Defender to lead, regionally and nationally, in indigent defense data quality, transparency, and research



Data Strategy Implementation

● **Improve Data Quality**

Improve completeness and quality of data for communication and decision making

● **Reduce Barriers to Service**

Reduce operational barriers to community care and client support



● **Lead in Indigent Defense**


Build the capacity of the Public Defender to lead, regionally and nationally, in indigent defense data quality, transparency, and research



Data Strategy Implementation

NPU Project

Internal initiative toward data-informed community engagement



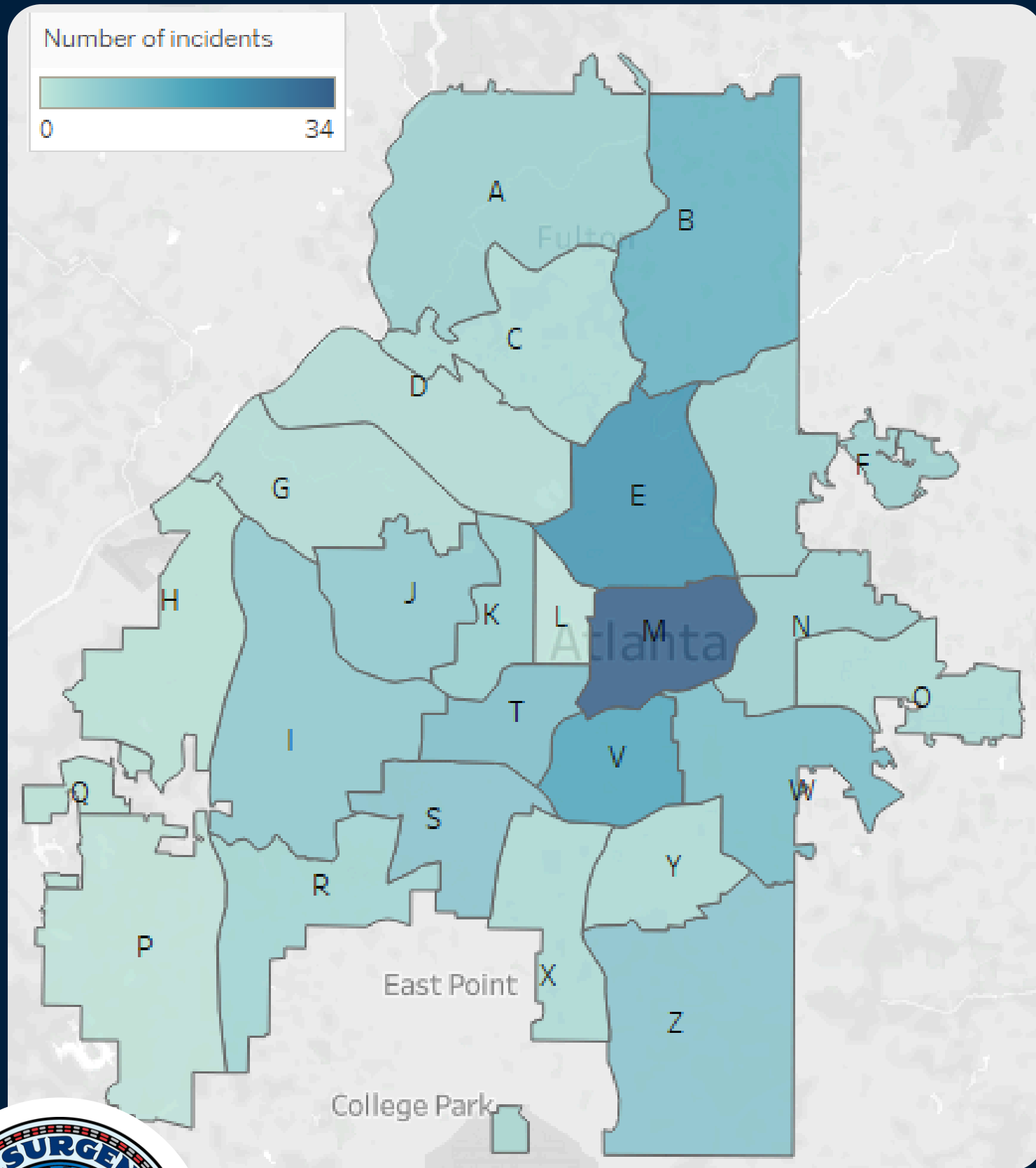
Objective

We aimed to develop a data-informed approach to grow engagement with NPU leaders and center concerns and experiences of residents.



About the Data

This report analyzed **180 incidents**, assigned to the Office of the Public Defender, occurring in a neighborhood planning unit in **July 2023**.



Heatmap of incidents by NPU, assigned to the Office of the Public Defender, in July 2023



No cases in
L or P



Most cases in
M, E, and V



Fewest cases in
H, Q, G, and D



Case Rates by NPU vs. City of Atlanta

Rates of cases in July 2023 assigned to Office of the Public Defender



Higher case rates inform priority NPUs

The **City of Atlanta** case rate is **3.8 per 10,000** residents. Some NPU case rates exceed the City of Atlanta Rate.



Highest rates in

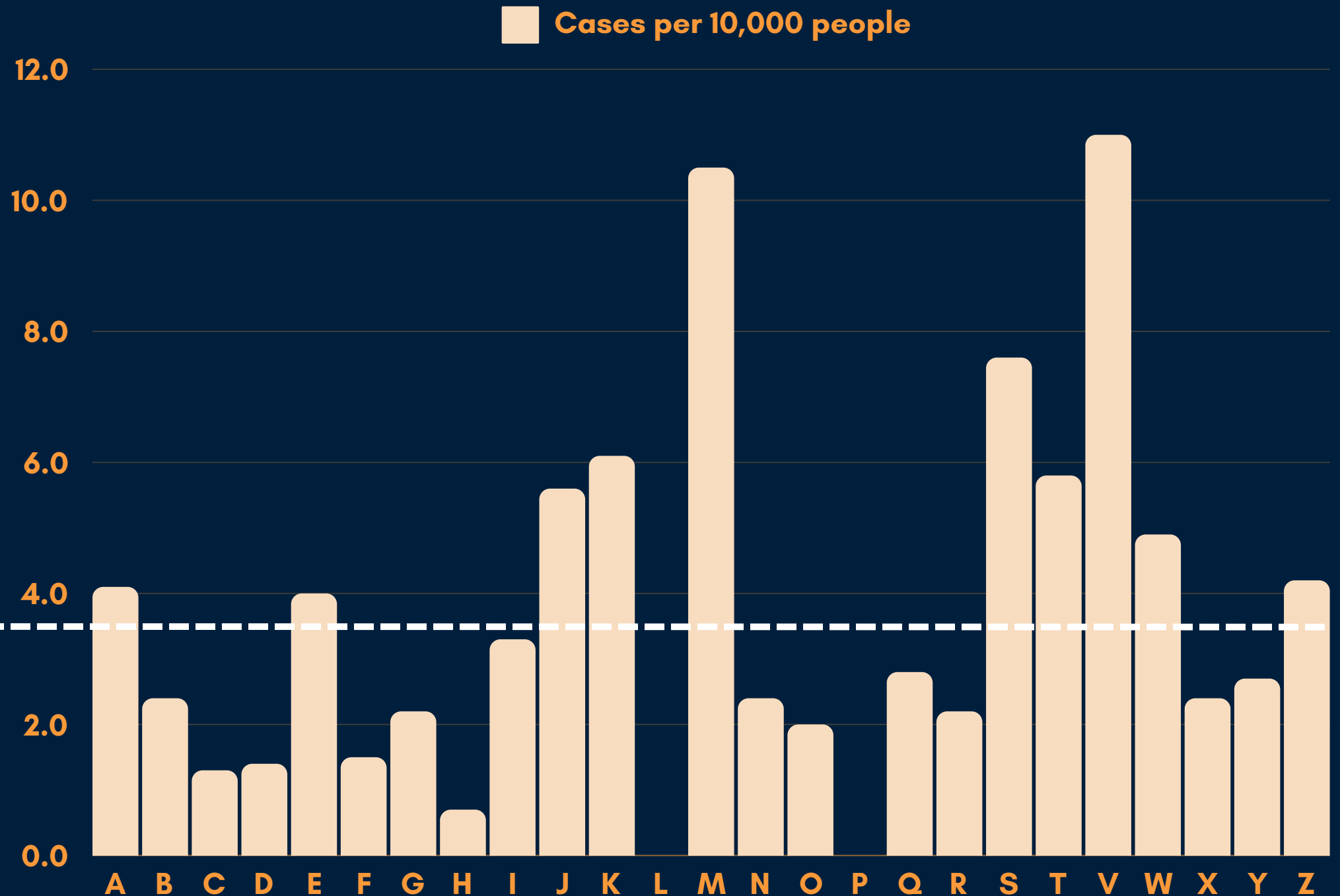
- V** (11)
- M** (10.5)
- S** (7.6)



Fewest rates in

- H** (<1)
- C** (1.3)
- D** (1.4)

City of Atlanta



Data-Informed Strategies

Some considerations from the data and next steps for engaging NPU leaders



Defensive driving interventions

The largest share of incidents were traffic-related. Encouraging clients to complete defensive driving courses may reduce the number of overall incidents.



Documentation support for residents

Almost 1 in 5 cases involved a lack of documentation. Broadening programs helping NPU residents obtain or renew legal documentation could be helpful.



Policing diversion

Many cases involved disorderly conduct or substance use. We may consider working with NPU leaders to

- (1) encourage residents to use non-police responses
- (2) expand holistic service programs
- (3) identify community partners



Questions?

