

Welcome to the DeKalb County Board of Health

*Presented to:
Atlanta Community Development
Human Services Committee*



S. Elizabeth Ford, MD, MBA

23 October, 2018



**District Health Director/
Chief Executive Officer**



Mission

“To protect, promote and improve the health of those that work, live and play in DeKalb County”



Vision

- Promote wellness
- Empower communities
- Collaborate with community partners
- Create centers of excellence
- Build and maintain a committed and well-trained staff



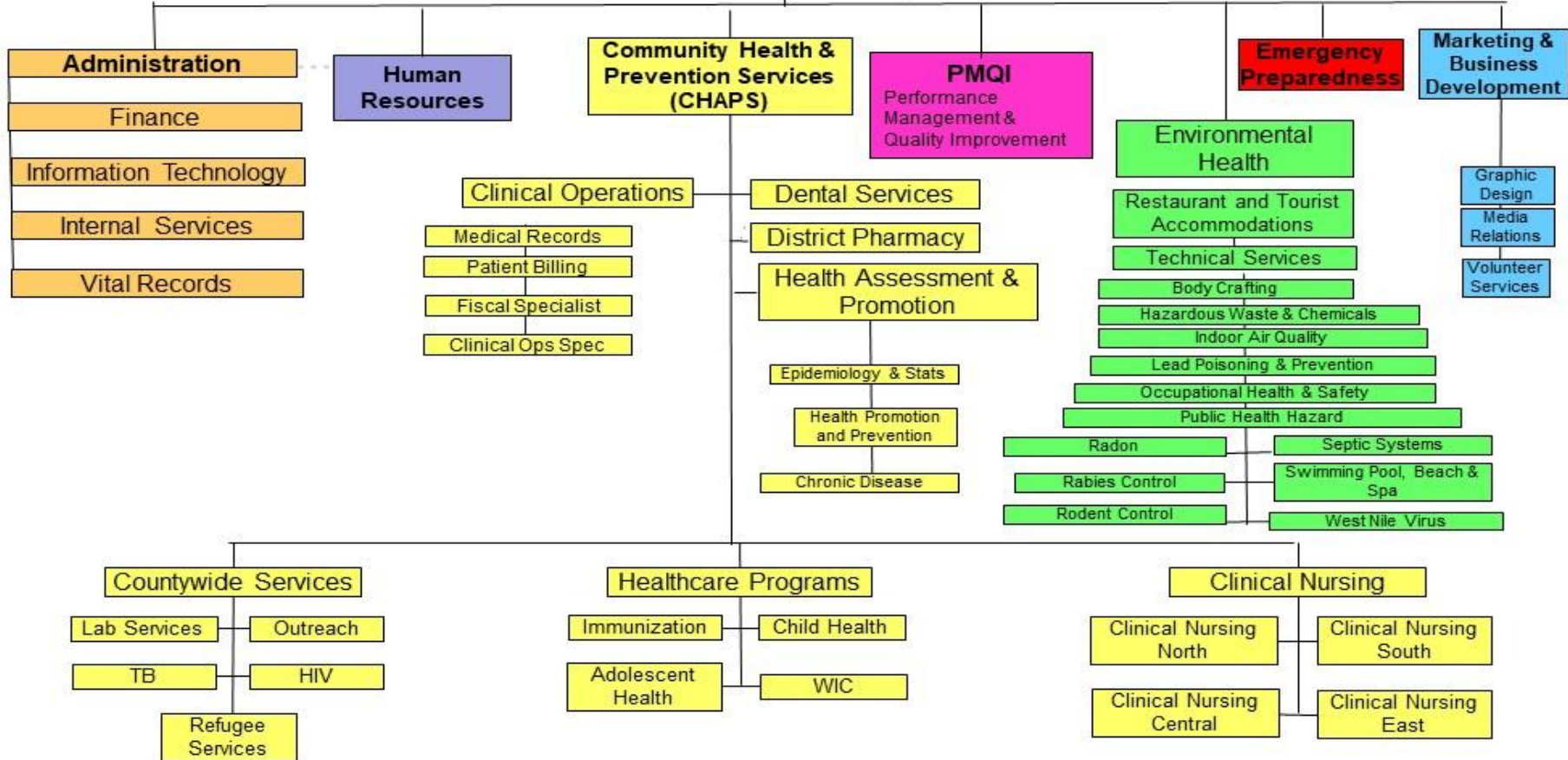
DeKalb County Board of Health Organizational Chart

Governing Authority: 7 Member Board of Health

Chief Executive Officer, DeKalb County: Michael Thurmond
 Chair: The Honorable Jeff Rader, Vice Chair: Clyde Watkins, Jr., MD

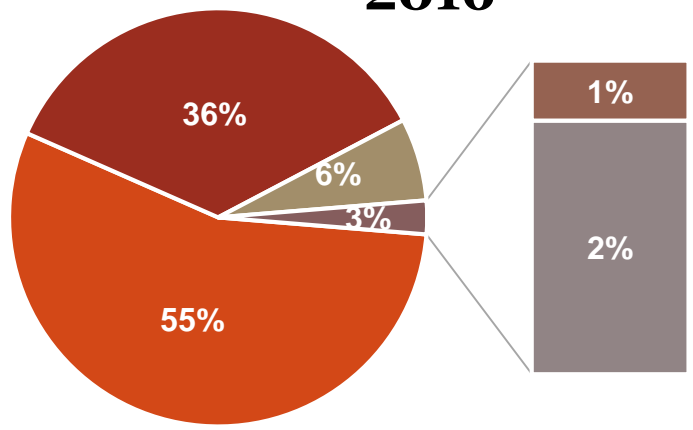
District Health Director - CEO

Executive Assistant



DeKalb County Population

DeKalb County Population by Race, 2016



■ Black ■ White ■ Asian ■ American Indian and Alaskan native (AIAN) ■ Two or more races

2016 population estimates from the 2016 American Community Survey	
Total population	740,231
% Change in total population from 2010 Census	7%
% Hispanic or Latino of any race	8.5%
% Foreign born	16.3%
% Speak language other than English at home, >5 years old	18.9%
% Female	52.6%
% Age 17 and under	23.7%
% Age 65 and over	11.1%
Median age, total population	35.4



Who lives in DeKalb County?

DeKalb County Economic Profile, 2016 estimates

Median household income	\$52,623.00
Per capita income	\$30,517.00
% families living below federal poverty level	14.4%
% persons living below federal poverty level	17.5%
Bankruptcy filings per 1,000 population	6.7
% unemployed	9.8%
Residents' average travel time to work in minutes	31.5 minutes
% residents who work outside of county	53.6%

DeKalb County Education Profile, 2016 estimates

Total enrolled in kindergarten through 12 th grade	124,607
% enrolled in public school	87.4%
Four-year cohort graduation rate	78.8%



Challenges

- Large, extremely diverse population
- Major disparities between North & South DeKalb
- Changing demographics of the County
- Resources/Manpower
- Facilities

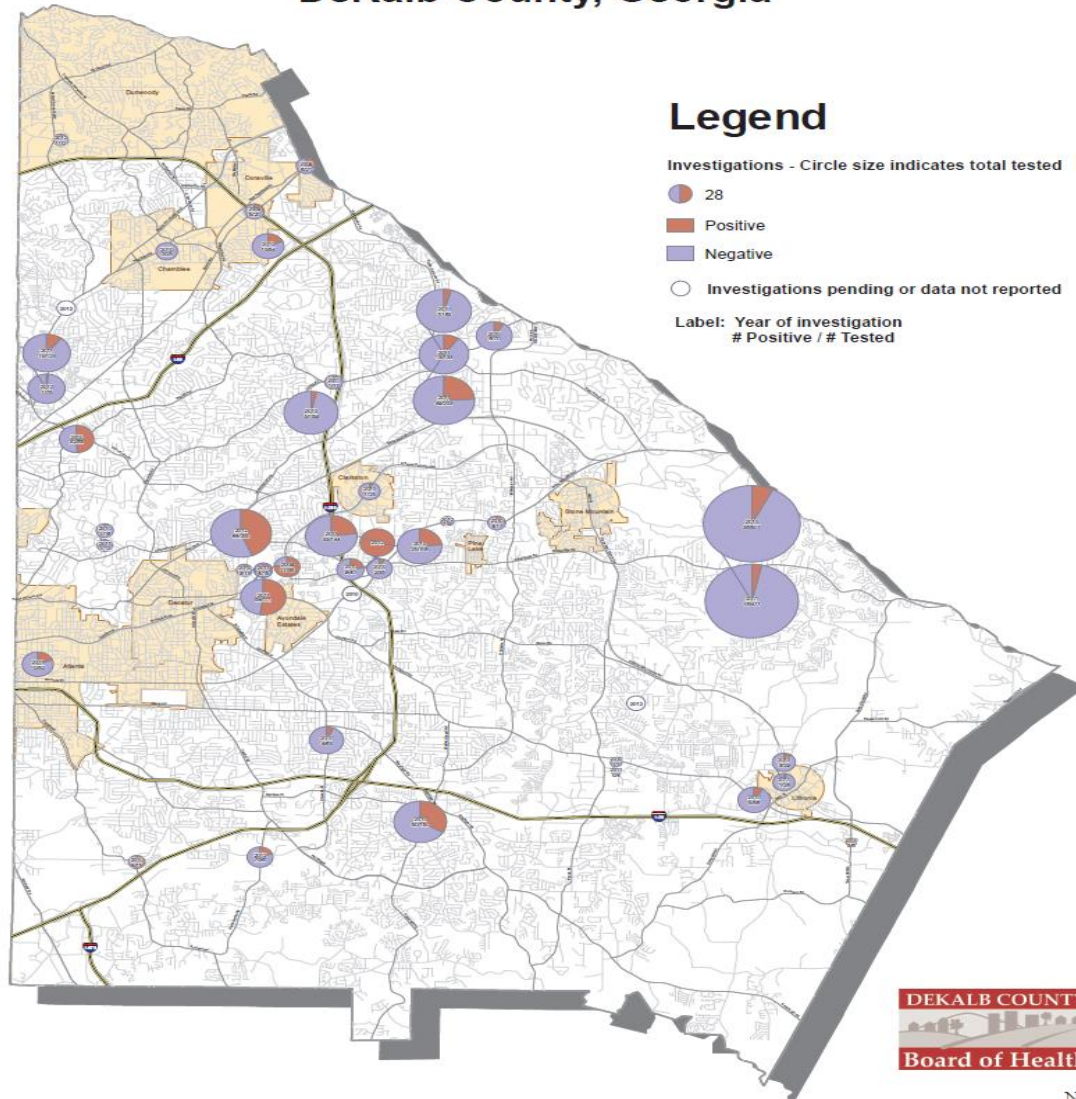


District Priorities

- Health Inequities
- Chronic Diseases
 - Refugee Health
- Human Trafficking
 - Youth Violence
- Maternal & Child Health
 - Maternal Mortality
 - Mental Health
 - TB
 - HIV

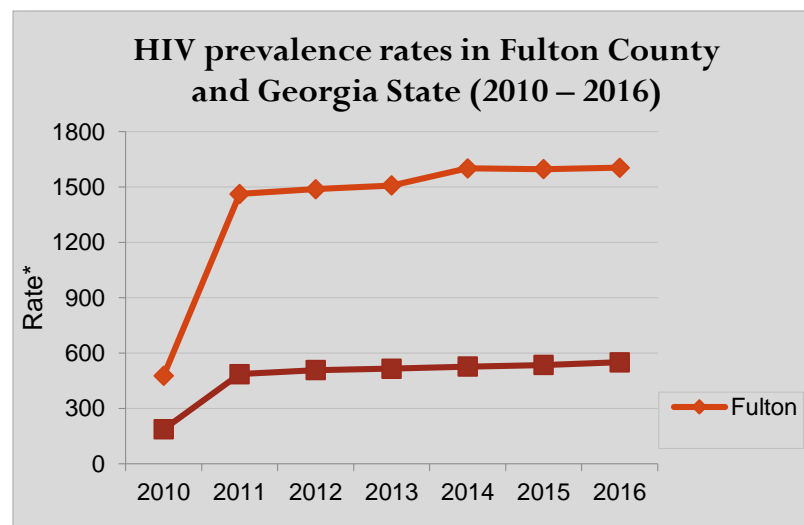
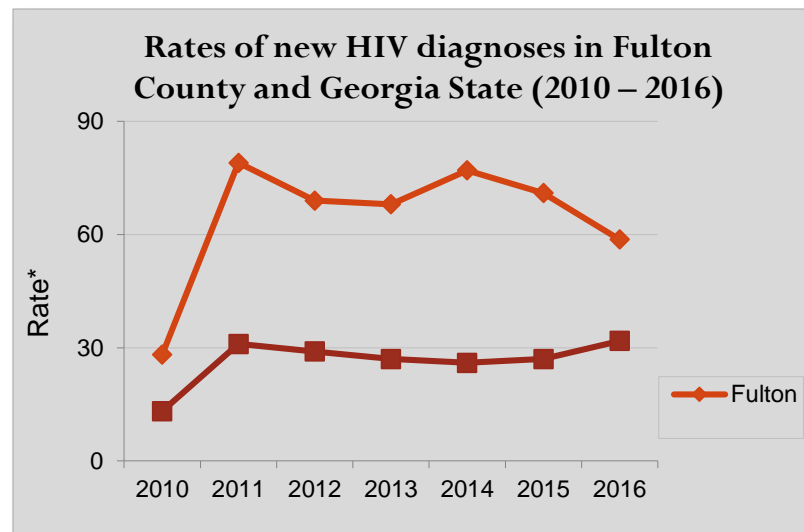
TB in DeKalb County

Tuberculosis Program Contact Investigation, 2009-2012 DeKalb County, Georgia



HIV/AIDS in Fulton County

- Fulton County is one of Georgia's top three counties with a high HIV burden.
- Approximately **1 in 4 persons diagnosed with a new HIV infection** and **3 out of 10 persons living with diagnosed HIV infection (PLWH)** in Georgia is a resident of Fulton County.
- Among the new HIV infections (regardless of stage) diagnosed in Fulton County between 2010 - 2016, nearly **4 out of 5 occurred among African-Americans.**
- Nearly half (40%) of all new HIV diagnoses in Fulton County (2010 - 2016) occurred in **young persons who were between 20 and 29 years old.**
- About 75% of HIV transmission among PLWH in Fulton (2010 - 2016) was attributed to male to male sexual contact.

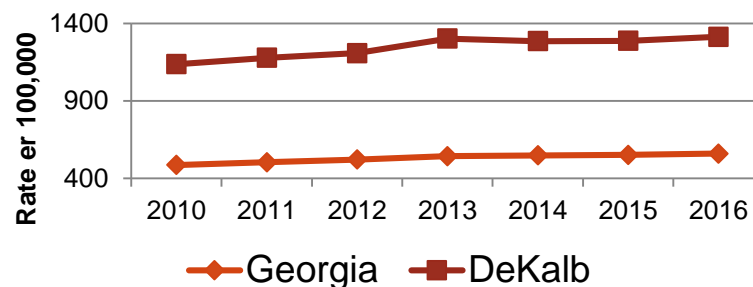


*All rates are per 100,000 population

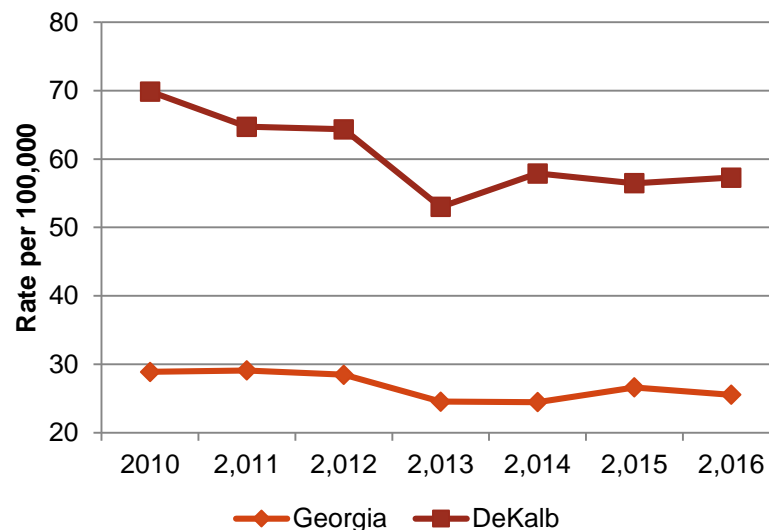
HIV/AIDS in DeKalb County

- DeKalb County is one of Georgia's top 3 counties with a high HIV burden.
- Approximately **1 in 6 persons diagnosed with a new HIV infection** and **1 out of 7 persons living with diagnosed HIV infection (PLWH)** in Georgia is a resident of DeKalb County.
- Among the new HIV infections (regardless of stage) diagnosed in DeKalb County between 2010 - 2016, nearly **4 out of 6 occurred among African-Americans.**
- Nearly half (37%) of all new HIV diagnoses in DeKalb County (2010 – 2016) occurred in **young persons who were between 20 and 29 years old.**
- About 71% of HIV transmission among PLWH in DeKalb (2010 – 2016) was attributed to male to male sexual contact.

Rates of Prevalent HIV Cases in DeKalb County and Georgia (2010-2016)



Rates of HIV Diagnoses in DeKalb County and Georgia (2010-2016)





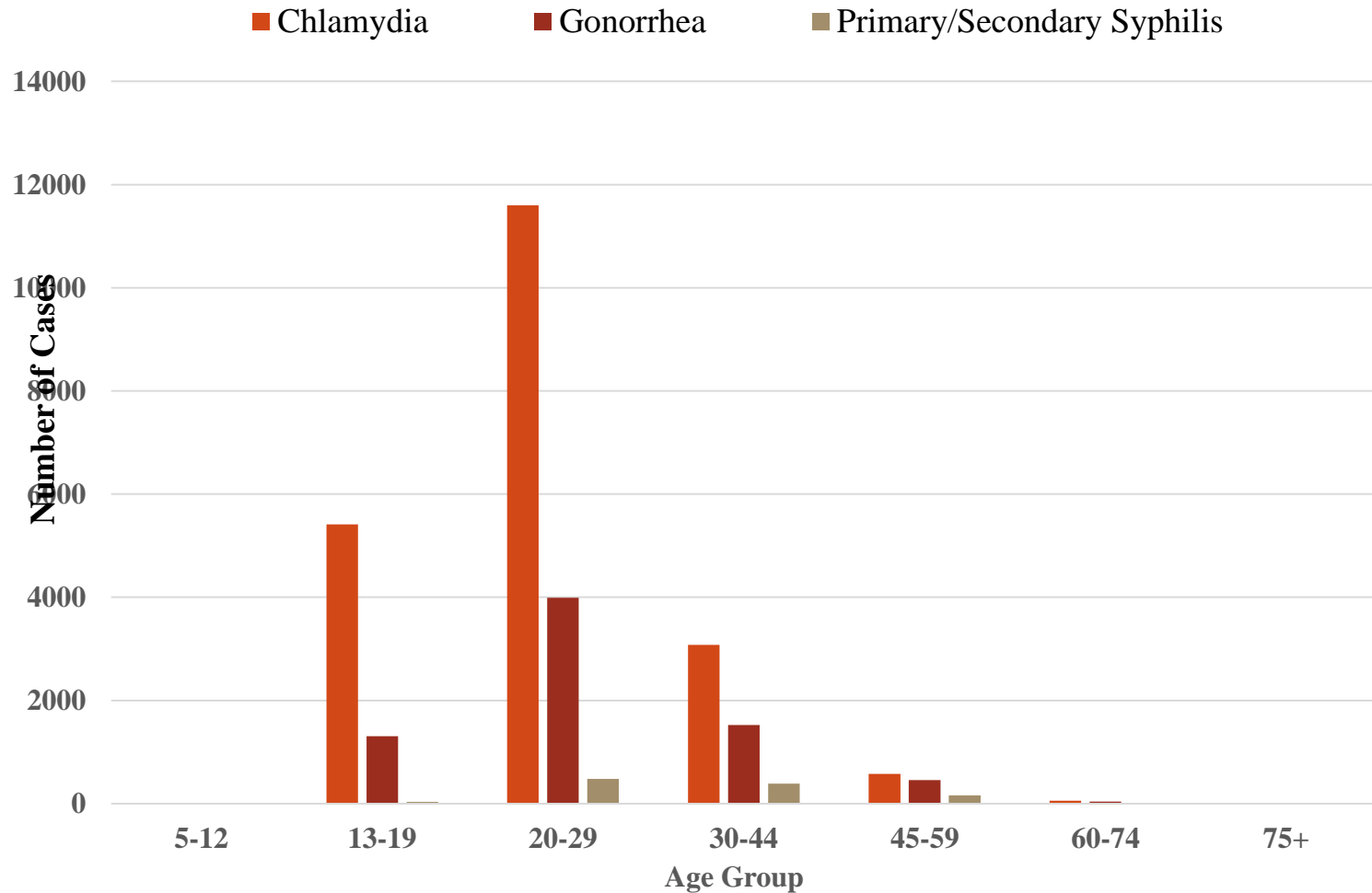
Sexual Behaviors Among DeKalb County High School Students, YRBS 2010-2017

Risk Behavior	2010	2013*	2015*	2017
Had sexual intercourse for the first time before age 13	11.9%	9.0%	7.4%	5.2%
Had sexual intercourse with four or more people during their life	17.5%	16.0%	11.7%	9.1%
Used a condom during last sexual intercourse	65.6%	62.9%	65.0%	60.7%
Used birth control other than condoms before last sexual intercourse	7.4%	9.6%	18.3%	16.4%
Drank alcohol or used drugs before last sexual intercourse	15.1%	21.2%	21.3%	16.3%
Currently sexually active (have had sex 1 or more times in past 3 months)	31.6%	28.0%	25.0%	23.0%

Source: DeKalb Youth Risk Behavior Survey, 2010-2017

Sexually Transmitted Diseases

Number of Sexually Transmitted Disease cases by Type and Age Group, DeKalb County, 2013 - 2016



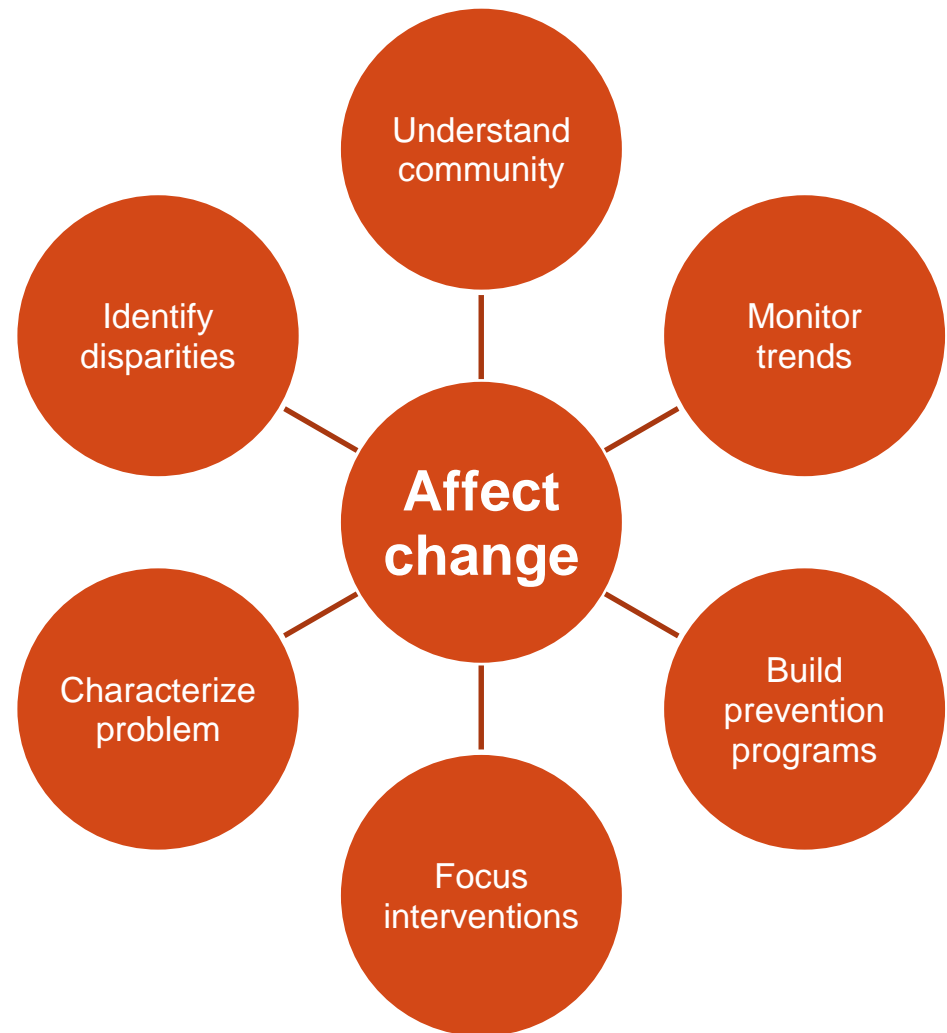
Source: Online Analytical Statistical Information System (OASIS), Georgia Department of Public Health



Emphasis on Prevention

- What may put you at risk
- What you can do
- What your community can do

- Behavior change
 - Knowledge
 - Attitudes
 - Beliefs





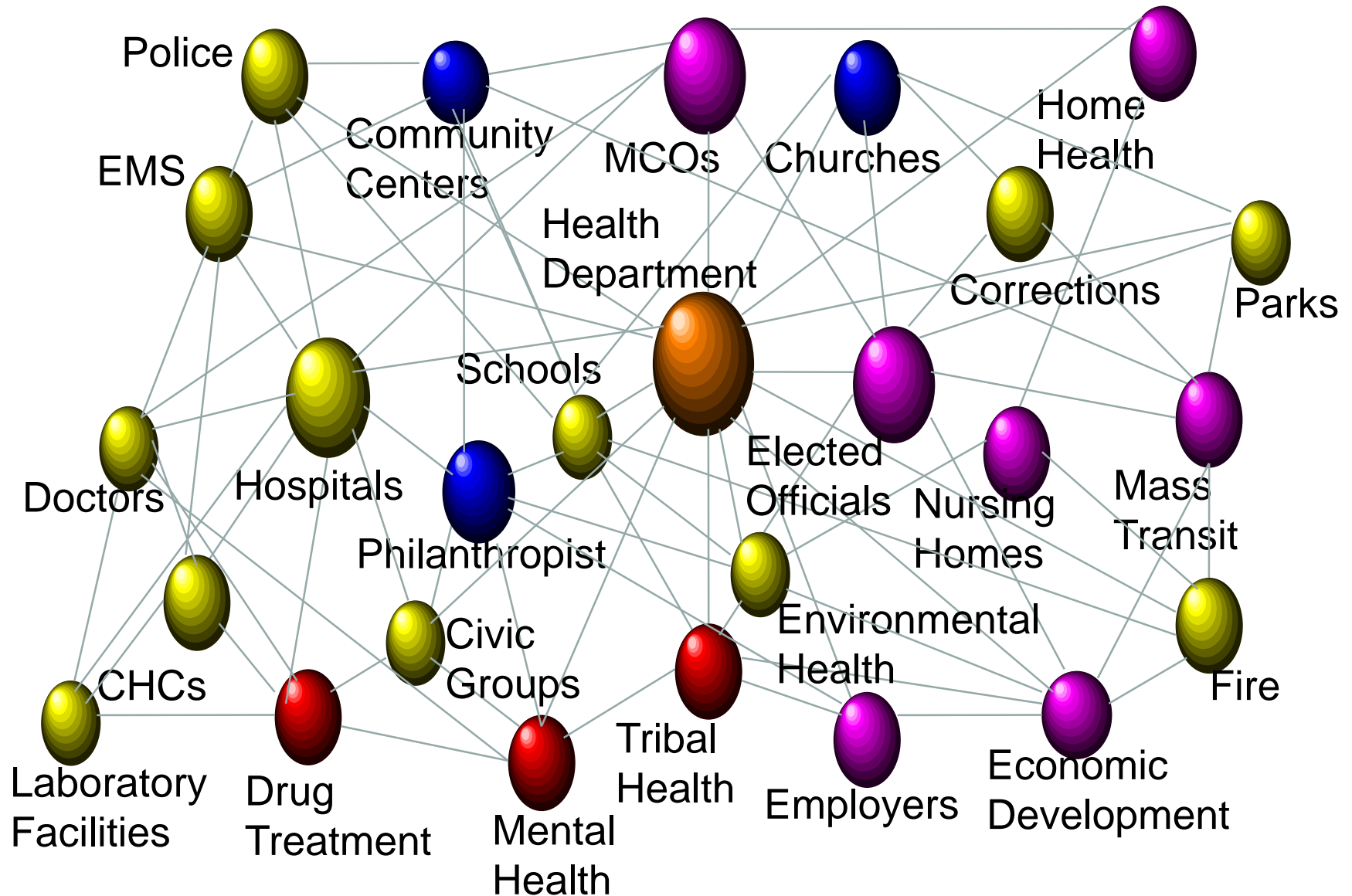
Public Health...

Public health is **not** what the health department does.

Public health is what the **community** does to assure the conditions in which people can be healthy.



The Local Public Health System



Thank You!!!

S. Elizabeth Ford

Sandra.Ford@dph.ga.gov

www.dekalbhealth.net

DEKALB COUNTY



Board of Health