



# City of Atlanta 2023 Q2 Update

August 30, 2023

Collie Greenwood  
General Manager/CEO

# Agenda

**Current Service**

**More MARTA Atlanta  
Program**

**Project Updates**

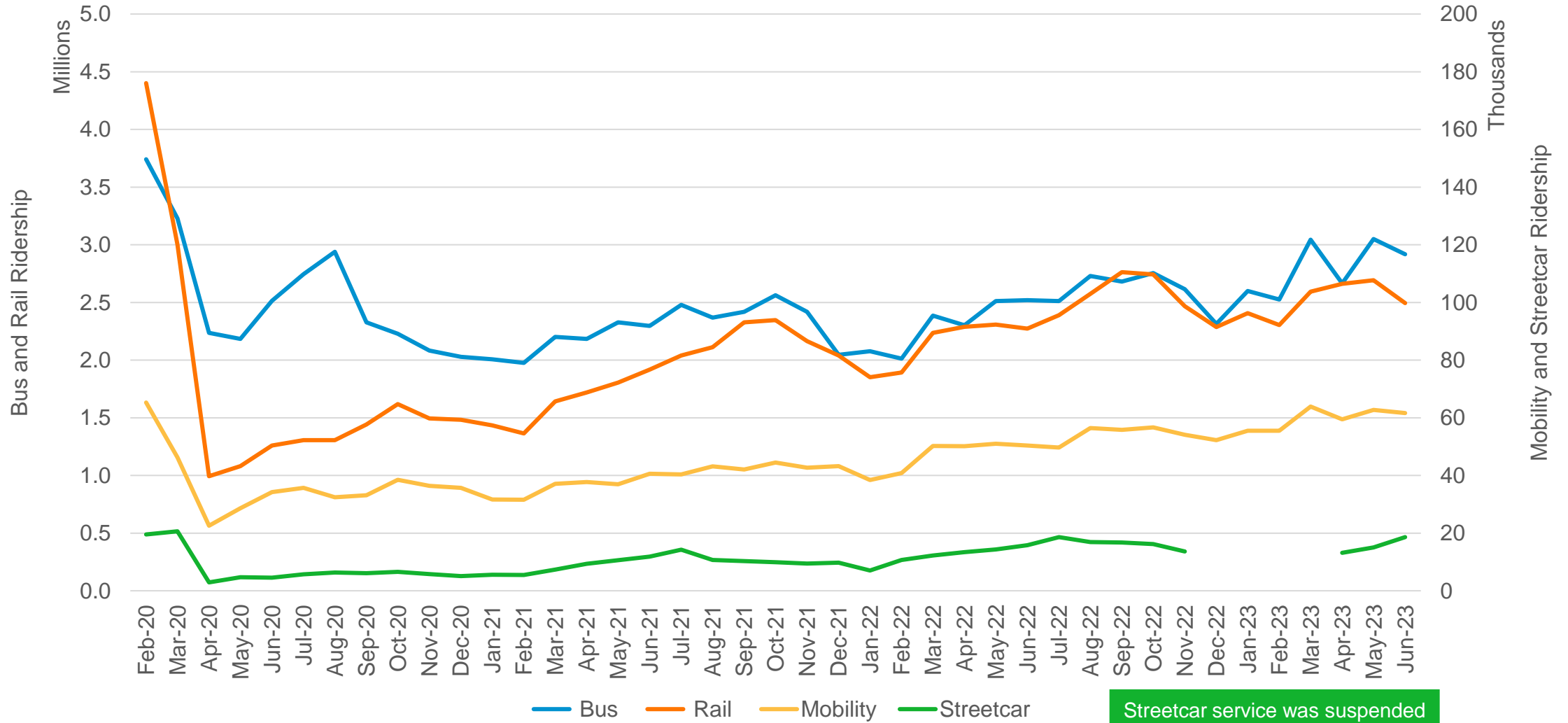
**Additional Good News**



**Current Service**

# RIDERSHIP UPDATE

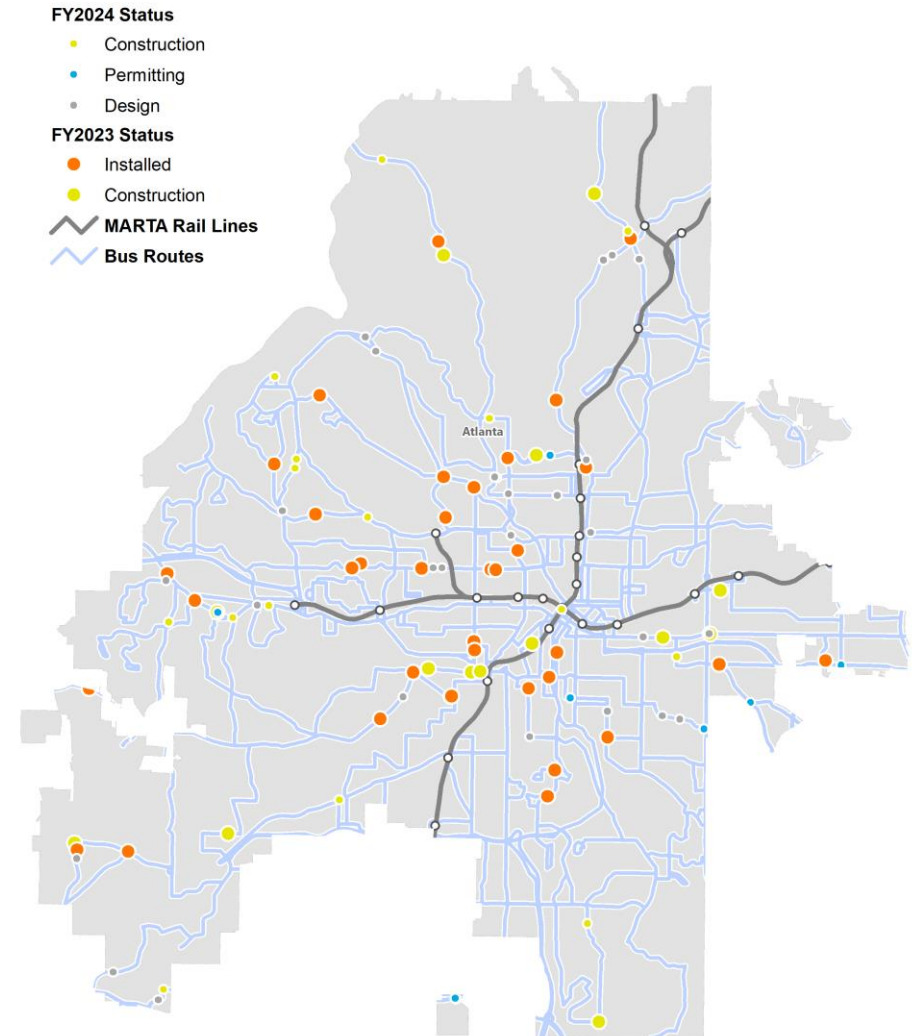
## MARTA Monthly Ridership by Mode February 2020 - June 2023



Streetcar service was suspended Dec-22 through Mar-23

# BUS STOP AMENITIES


- FY23 Amenities Status
  - 36 amenities installed
  - 14 under construction
  
- FY24 Amenities Status
  - 15 under construction
  - 8 in permitting
  - 27 in design





# BUS STOP AMENITIES

## 901549 - James Jackson Pkwy & Northwest Dr





**10** Weekday Boardings

**Serves:**  
 C.S. King Academy,  
 12<sup>th</sup> & James Apartments

**Routes:**  
 153-James Jackson  
 Parkway



# BUS STOP AMENITIES

## Reporting Trash & Litter at MARTA Bus Stops in the City of Atlanta



All stops with a MARTA installed shelter or bench, are serviced by our contractor Outfront Media on a regular basis.

You can report issues to Outfront Media's 24-hour hotline by calling 866-535-0937.

The number is displayed on all MARTA-installed amenities as highlighted in red above.



Littering concerns at stops without an amenity, should be reported to Atlanta 311. Dial 311 or visit [atl311.org](http://atl311.org) and search for "MARTA Stop or City of Atlanta Community Trash Bin That Needs to be Serviced" for the form.

## ROUTE 183 NISKEY LAKE ROAD – UPDATE

- ✓ Coordinated activity between MARTA and ATLDOT
  - ✓ ATLDOT has provided concept treatments to improve safety and road conditions
  - ✓ MARTA identified potential routing adjustments on County Line Rd and Niskey Lake Rd that could provide improved operational safety alongside concept treatments
- ✓ MARTA conducted a test run of potential routing on Tuesday, August 15 but narrow spots continue to be a challenge and the route cannot safely be restored at this time
- ✓ We will continue to work together on potential solutions



*A test of potential routing adjustments was completed on County Line Rd and Niskey Lake Rd on August 15.*





# More MARTA Atlanta Program

# ENHANCED BUS SERVICE

## ROUTE

# 2 Ponce de Leon Ave / Druid Hills



### Route Description

This route operates East-West between East Lake Station and North Ave. Station along Ponce De Leon Ave. and East Lake Rd.

### Neighborhoods Served

Atkins Park, Druid Hills, Kirkwood, Midtown, Old Fourth Ward, Poncey-Highland, Virginia Highland.

### Points of Interest

Ponce City Market, Midtown Place, Briarcliff Plaza, and Fernbank Museum of Natural History.

### Atlanta City Council Districts Served

2, 5, 6

### More MARTA Atlanta Enhancements (2017-2018)

Increased Frequency

Trips at Earlier/Later Times

In February 2017, the weekday midday service frequency was improved to 30 minutes from 40. Saturday and Sunday service frequency was improved to 30 minutes all day from 40 on Saturday and 60 on Sunday. Night frequency was improved to 30 minutes from 60. This route was intentionally trunked with Route 102 to provide a 15-minute frequent local level of service along Ponce de Leon Ave. As part of MARTA's "Fast Track" improvements, this enhancement was implemented prior to the start of More MARTA tax collections.

**+143**  
Trips  
per week

**+6,412**  
Annualized  
revenue hours

The data above displays the point in time between 2017-2018 where revenue hours were the highest.

### Enhancement Levels As of March 11, 2023

**+143**  
Trips  
per week

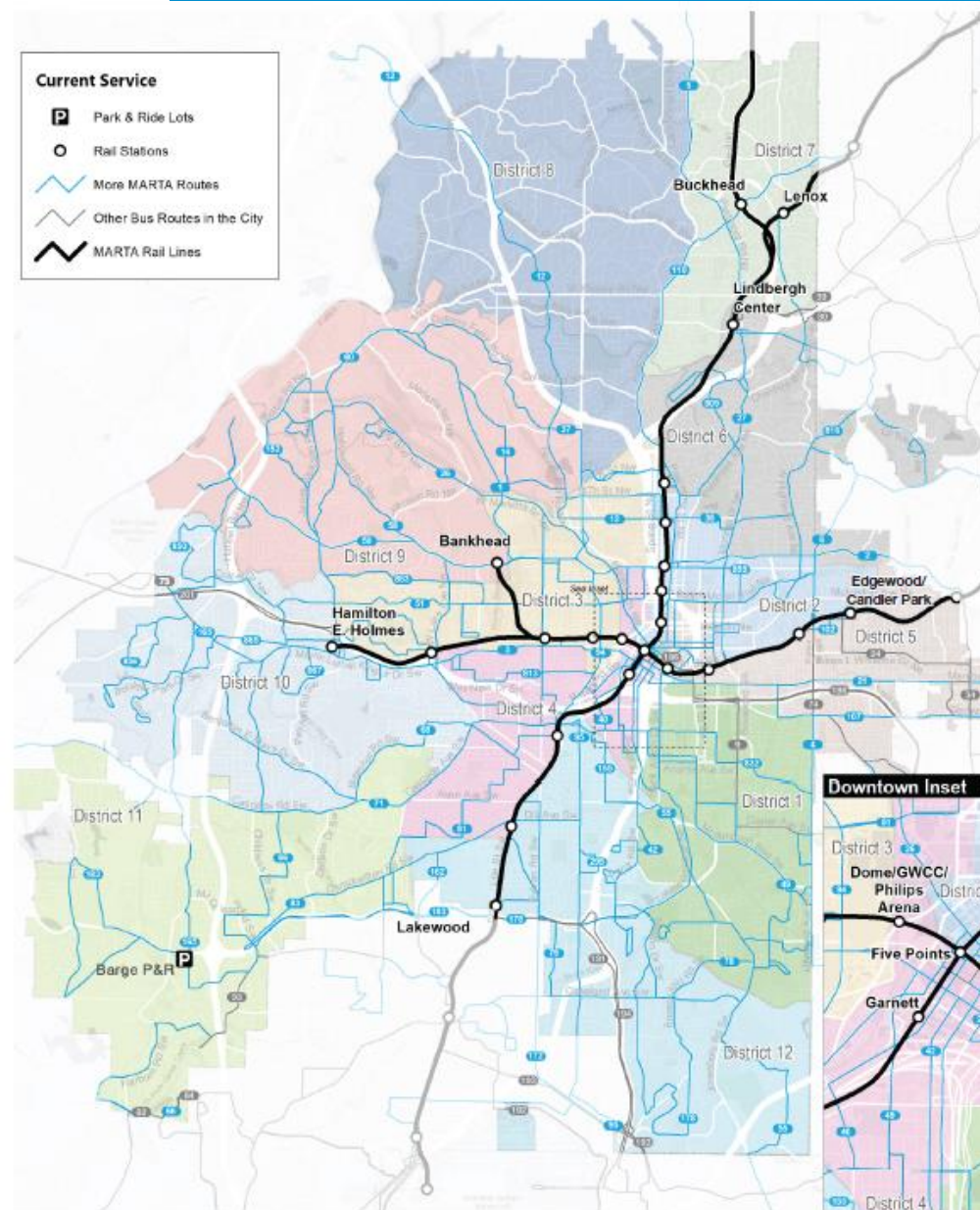
**+6,260**  
Annualized  
revenue hours

### Average Weekly Boardings

Fall 2016 **6,443**

Fall 2019 **6,557**

Fall 2022 **5,180**



# RIDERSHIP FORECASTING

FTA Small Starts Funded Projects	Daily Linked Trips
Tempe Streetcar (Tempe, AZ)**	800
Wave Streetcar (Fort Lauderdale, FL)**	1,460
Prospect MAX (Kansas City, MO)*	7,400
Laker Line BRT (Grand Rapids, MI)*	3,500
First Coast Flyer East Corridor (Jacksonville, FL)**	3,700
Swift II BRT (Everett, WA)**	3,600
IndyGo Red Line Rapid Transit (Indianapolis, IN)**	7,400

\*FTA Capital Investment Grant (CIG) Rating: Medium-High

\*\*FTA Capital Investment Grant (CIG) Rating: Medium

More MARTA Atlanta Tier 1 Projects	Average Daily Boardings 2019 - 2021 <sup>1)</sup>	Average Daily Boardings June 2023 <sup>2)</sup>
Streetcar East Ext LRT	4,000	
Campbellton Rd BRT	8,800	
Clifton Corridor BRT	20,708	9,406 (MOS) 13,666 (Full Build)
Summerhill BRT	4,450	
Cleveland Ave ART	6,814 <sup>3)</sup>	
Metropolitan Pkwy ART	4,270 <sup>3)</sup>	

- 1) Based on Atlanta Regional Commission (ARC) Activity-Based Model runs performed between 2019-2021
- 2) Based on a corridor-level STOPS model run, after model updates
- 3) Based on existing ridership in 2019. Forecasts were not performed due to limitations of the ABM model. Based on a 2016 systemwide comprehensive operations analysis, an average daily ridership annual growth rate of 3.6% is assumed.



# MORE MARTA PROGRAM SPENDING

## More MARTA Atlanta Program Capital Expenditures to Date

Project	Expenditure Type	Capital Expenditures through 6/30/2023					Total
		FY2019	FY2020	FY2021	FY2022	FY2023	
Bankhead Platform Extension	Planning Phase		\$440,265	\$1,112,103	\$1,591,802	\$1,428,918	\$4,573,089
Beltline NE	Planning Phase			\$8,512	\$206,374	\$265,801	\$480,688
Beltline SE	Planning Phase			\$8,512	\$206,374	\$27,273	\$242,159
Beltline SW	Planning Phase		\$27,106	\$11,841	\$44,183	\$54,259	\$137,389
Campbellton CIC BRT	Planning Phase		\$1,008,548	\$1,908,602	\$1,139,495	\$3,033,075	\$7,089,719
Cleveland Ave/Metropolitan Pkway ART	Planning Phase		\$184,917	\$617,206	\$794,216	\$62,983	\$1,659,322
	Design Phase					\$963,947	\$963,947
	Right-Of-Way					\$861,161	\$861,161
Clifton Corridor BRT	Planning Phase		\$362,936	\$842,950	\$602,498	\$2,907,999	\$4,716,383
Five Points Transformation	Planning Phase		\$715,270	\$1,014,599	\$1,396,358	\$1,985,441	\$5,111,668
	Design Phase					\$3,228,188	\$3,228,188
Greenbriar Transit Center	Planning Phase				\$12,326		\$12,326
North Avenue Phase I	Planning Phase		\$132,005	\$347,346	\$258,769	\$232,821	\$970,942
Streetcar East	Planning Phase		\$539,804	\$1,983,311	\$3,094,728	\$2,036,887	\$7,654,731
Streetcar West	Planning Phase		\$46,154	\$47,582	\$82,399	\$62,887	\$239,021
Summerhill BRT	Planning Phase	\$208,320	\$632,219	\$853,708	\$155,555	\$118,946	\$1,968,749
	Design Phase			\$443,477	\$4,217,700	\$2,928,488	\$7,589,664
	Right-Of-Way				\$27,500	\$1,000,154	\$1,027,654
More MARTA Program	Program	\$2,355,807	\$3,839,135	\$1,368,681	\$828,499	\$220,500	\$8,612,621
CPMO - More MARTA	Program		\$1,029,417	\$2,188,772	\$3,607,708	\$3,145,594	\$9,971,490
Communications	Program		\$305,387	\$253,569	\$543,048	\$640,146	\$1,742,150
<b>Grand Total</b>		<b>\$2,564,127</b>	<b>\$9,263,162</b>	<b>\$13,010,771</b>	<b>\$18,809,534</b>	<b>\$25,205,467</b>	<b>\$68,853,061</b>



# Project Updates

# MARTA RAPID - BUS RAPID TRANSIT VEHICLES

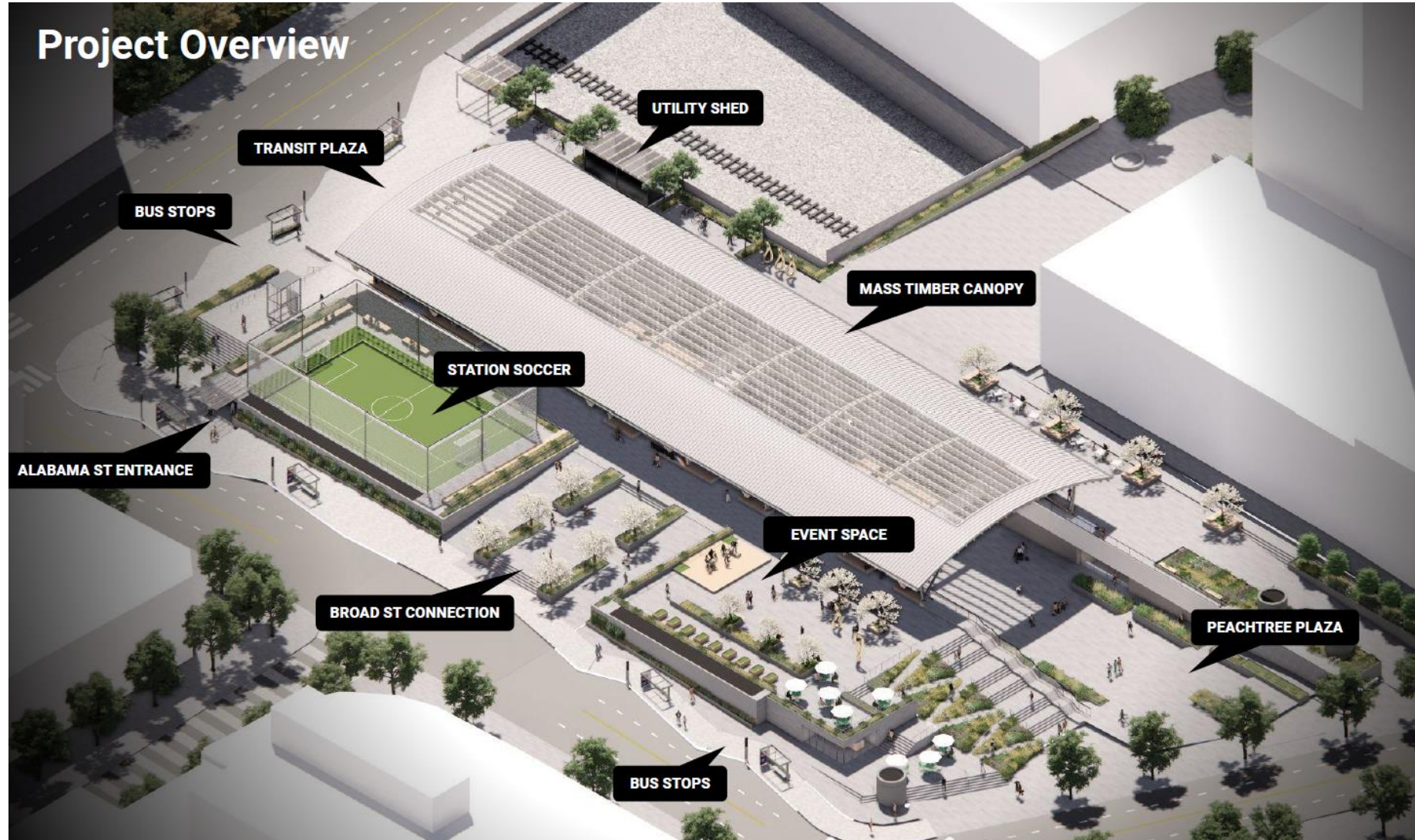
- ✓ 60-foot battery articulated
- ✓ Doors on both sides
- ✓ Level platform boarding
- ✓ Device charging ports
- ✓ Bike racks
- ✓ Wheelchair holds
- ✓ Upcoming stop information





# FIVE POINTS STATION TRANSFORMATION

## PHASE: DESIGN



# PROJECT PROGRESS: CLEVELAND AVE ART and METROPOLITAN PKWY ART

## PHASE: FINAL DESIGN

- ✓ 18 DBEs attended Industry Day on 6/28
- ✓ Right of Way Acquisition Legislation approved by Council 8/21
- ✓ Construction contract award expected this Fall
- ✓ Shelter delivery expected early 2024
- ✓ Ongoing coordination with City of Atlanta, City of East Point and Georgia Department of Transportation (GDOT)



# STREETCAR EAST EXTENSION

## PHASE: FINAL DESIGN

- ✓ MARTA Board Approved Final Design Firm HDR
  - ✓ Scope includes analysis of existing Streetcar operations and recommendations
  
- ✓ Joint Public Engagement Plan with Atlanta BeltLine Inc.

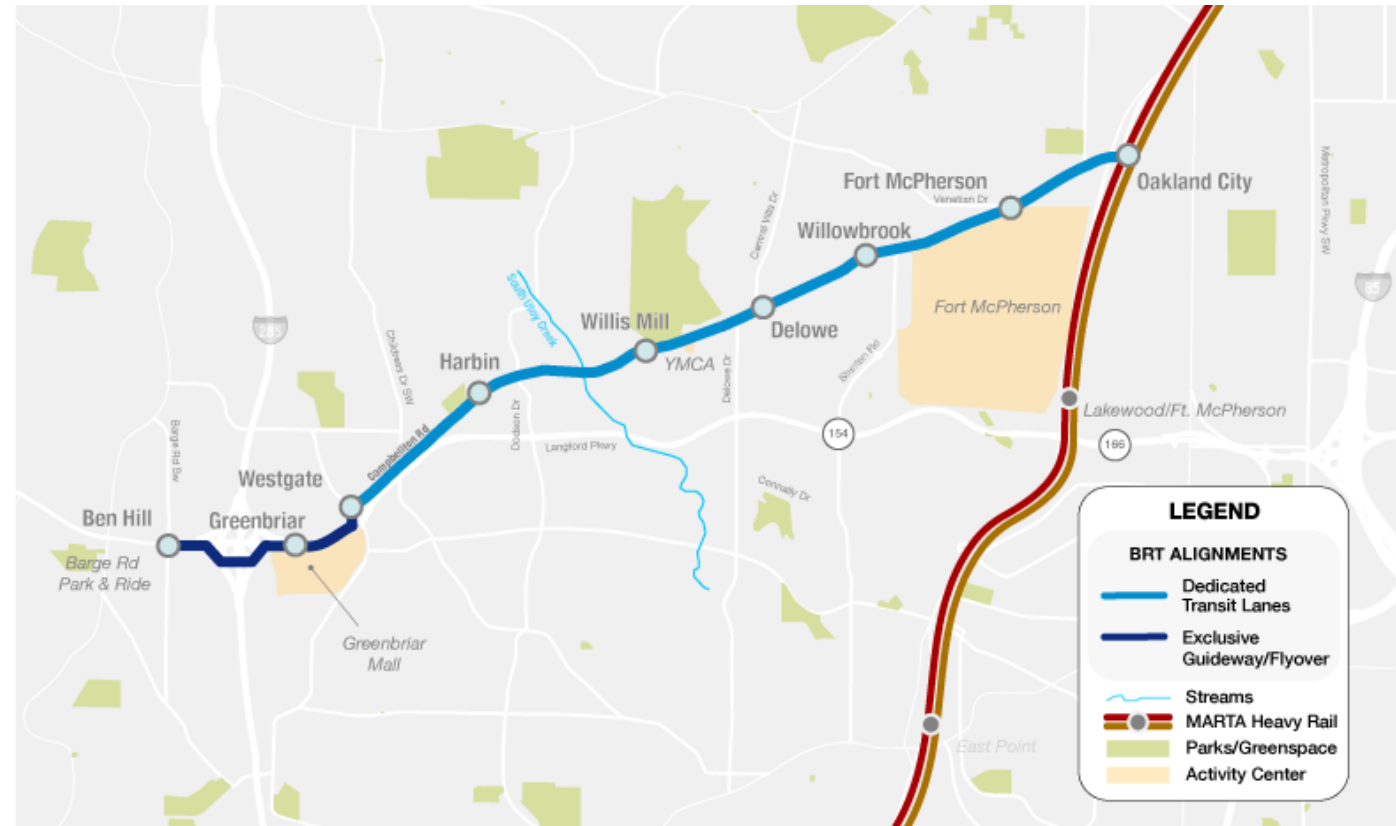




# CAMPBELLTON CORRIDOR

## PHASE: PLANNING

- ✓ MARTA Board adopted of amended locally preferred alternative (LPA) - new flyover to Barge Road including multi-use trail
- ✓ MARTA and City of Atlanta plan to apply jointly for FTA TOD Planning Grant to develop implementation recommendations along corridor



# H.E. HOLMES TRANSIT ORIENTED DEVELOPMENT

*Let's*  
**Envision Holmes**  
*Together!*



**BLOCK 1**  
100-120 Multifamily units

**BLOCK 2**  
150-170 Multifamily units

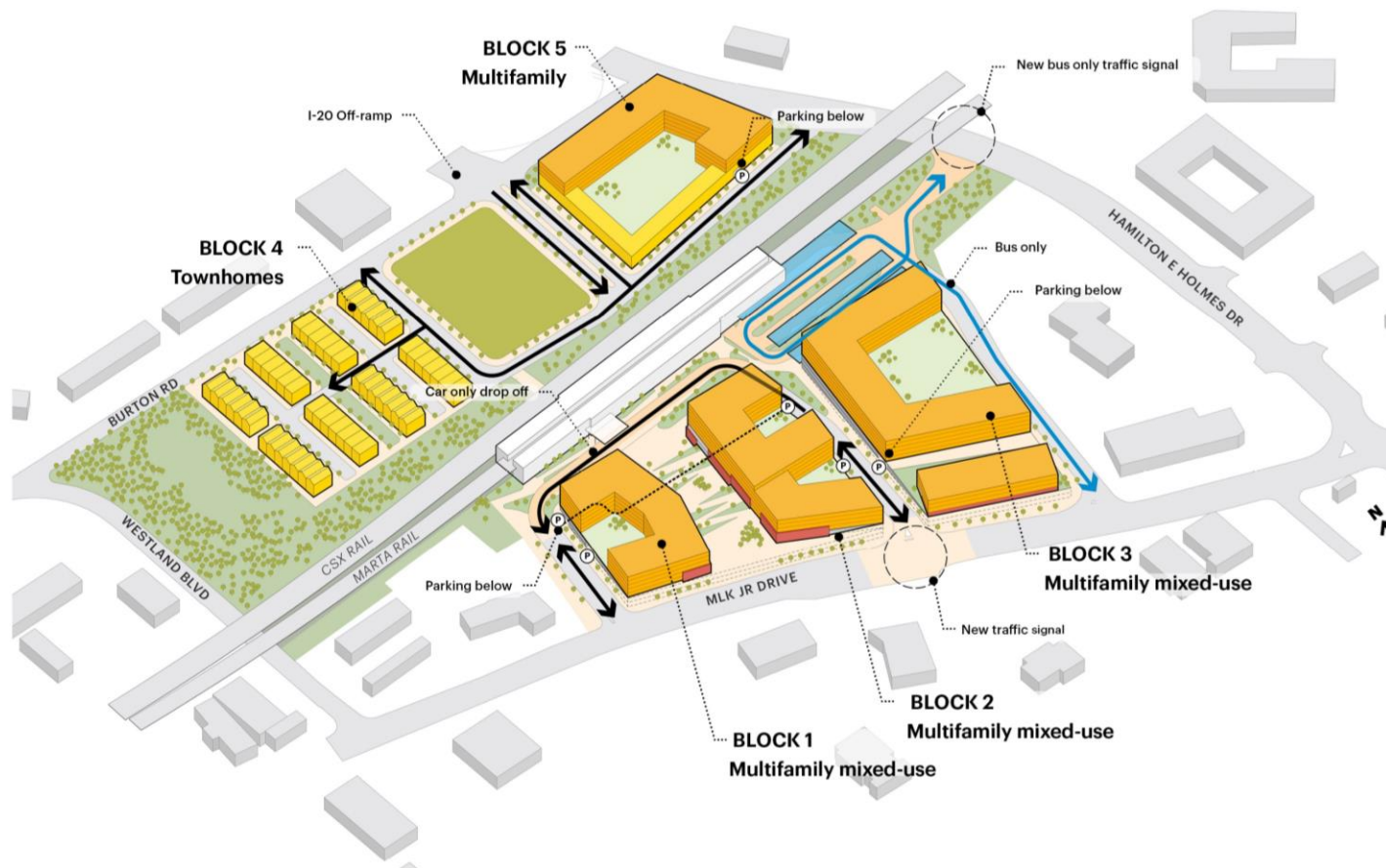
**BLOCK 3**  
250-275 Multifamily units

**BLOCK 4**  
40-50 Townhomes

**BLOCK 5**  
100-130 Multifamily units  
15-20 Townhomes

**Retail space** : ~ 20,000 SF

**PARKING**  
**Residential** : ~ 720 spaces  
**MARTA** : ~ 850 spaces



# BUS NETWORK REDESIGN

- ✓ Project Policy Framework was adopted in April 2023
- ✓ Core design workshops October 16-27
- ✓ Next steps to come in 2023-2024:



Technical workshops and develop the Draft Network Plan

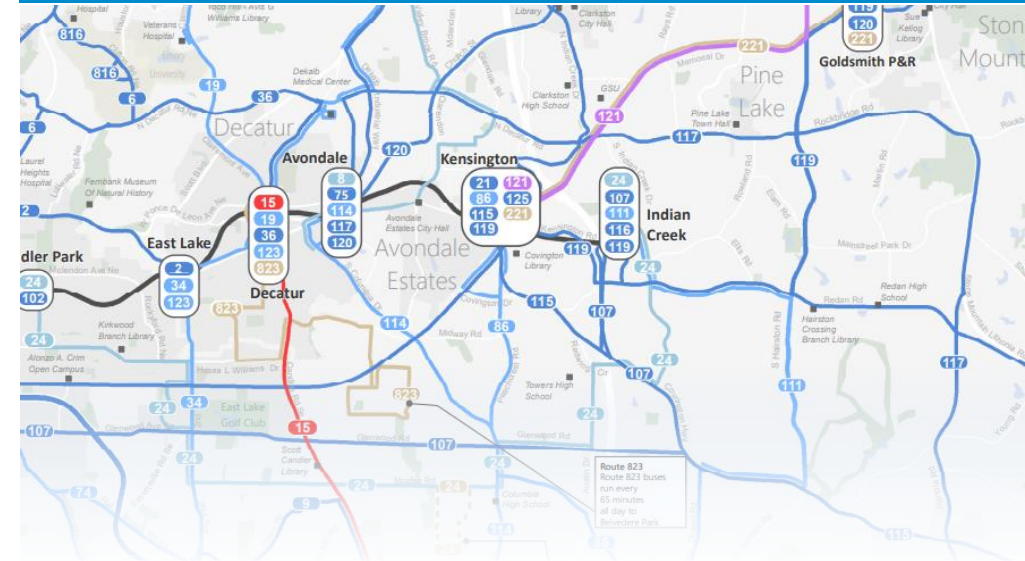


Public and stakeholder engagement



Refinement into the Final Network Plan

<https://www.marta2040nextgenbus.com/>







# Additional Good News

# LABOR AGREEMENT

- ✓ Strongest contract to date
  - ✓ 16% salary increase over 3 years
  - ✓ Paid family leave
  - ✓ Attendance bonus structure
  - ✓ Lifetime pension

## Total Employee Compensation

For Represented Employees

**Our vision starts with you!**  
People taking people where they want to go today and tomorrow.

How is my total compensation determined?

**BASE SALARY + BENEFITS = TOTAL COMPENSATION**

**Operator TOP PAY**

**\$29.00**/hour  
**\$60,320** annually

**Operator Paid Leave (5 year employee)**

How many paid leave days do I get?

15 Vacation Days	12 Sick Days
8 Holidays	3 Pick Holidays (based on seniority)
3 Weeks Paid Parental Leave	Assault Leave Trauma Leave

**Operator Career Support**

How does MARTA support me at work & with my career growth?

- Tool Allowance: \$4000 starter kit for new hires, \$400 annually
- ASE Certification Bonus: \$1000/year for Master certification, \$200/year for regular certification
- Tuition Reimbursement: up to \$2500/year
- Expedited job position mobility (6 months)

How can I earn more?

**Extra Pay**

- Night Differential Pay: extra \$0.50/hour
- Longevity Pay: 20+ years - extra \$0.50/hour, 15-19 years tenure - extra \$0.25/hour
- Quarterly Attendance Bonuses: up to \$1250/year

**Healthcare**

**KEEPING YOU HEALTHY**

#1 MARTA has the lowest cost to employees for family health care coverage of metro public employers.

MARTA pays **83%\*** of your monthly health insurance premium.

- \$11.7 million Employee premium contribution
- + \$36.7 million MARTA premium contribution
- + \$42.3 million MARTA healthcare claims cost paid
- = **\$90.7 million** 2022 Cost for Medical, Dental, Vision Coverage

\*HMO/POS

**Journeyman TOP PAY**

**\$31.61**/hour  
**\$65,748** annually

**Journeyman Career Support**

How does MARTA support me at work & with my career growth?

- Tool Allowance: \$4000 starter kit for new hires, \$400 annually
- ASE Certification Bonus: \$1000/year for Master certification, \$200/year for regular certification
- Tuition Reimbursement: up to \$2500/year
- Expedited job position mobility (6 months)

**Bus Operator with 25 years service at retirement:**

**\$3,392** monthly benefit  
**> \$854,784** total retirement

**Journeyman with 25 years service at retirement:**

**\$3,635** monthly benefit  
**> \$916,020** total retirement

**Pension**

**\$612.6** million in total assets  
As of March 31, 2023

Average life expectancy post retirement: **21** years

Guaranteed, defined benefit.  
No possibility of outliving your savings.

**MARTA/ATU LOCAL 732 PENSION FOR LIFE**

Our resilient portfolio continues to deliver strong, long-term returns, for generations.





# STATION SOCCER EAST LAKE





## CITY OF ATLANTA EMPLOYEE FARE PROGRAM

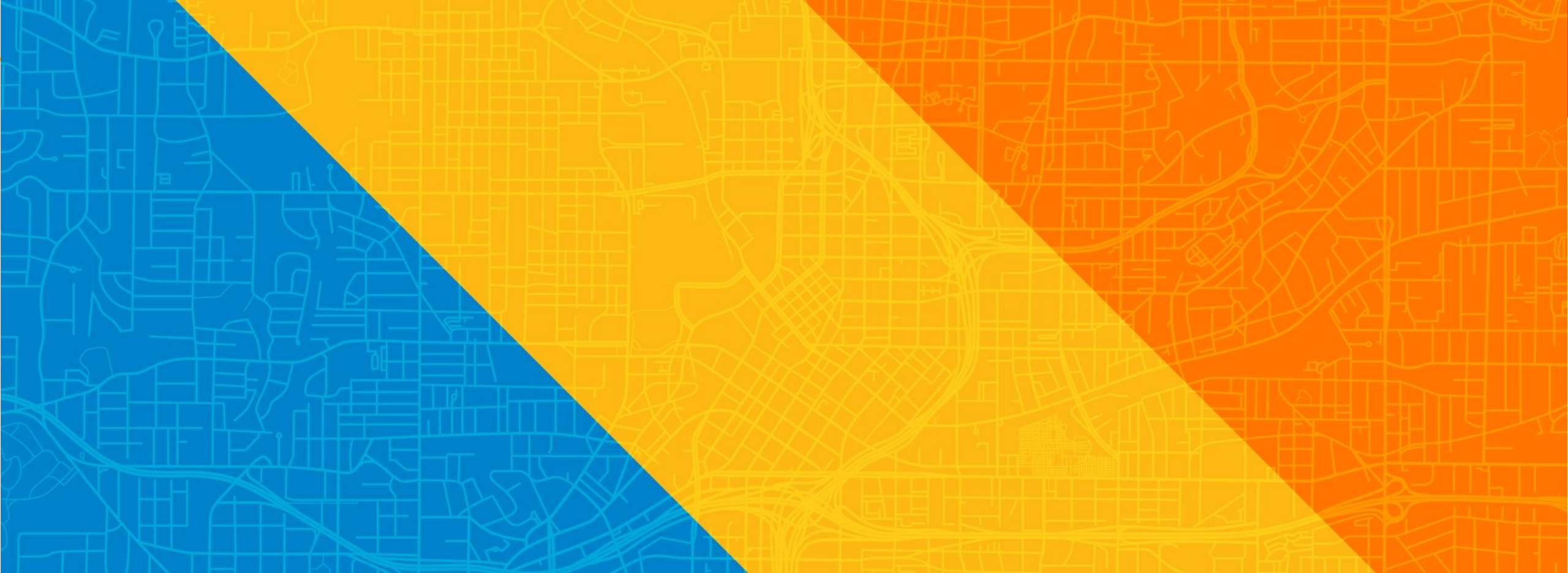
- ✓ New Breeze Mobile 2.0 allows easier administration of employee program
- ✓ 985 enrolled
- ✓ 44% have completed pre-pilot survey
- ✓ 37% have activated their account
- ✓ 22% have taken at least one ride











Thank You

