

City of Atlanta 2023 Q1 Update

March 1, 2023

Collie Greenwood
General Manager/CEO

Agenda

**Financials & More
MARTA Resequencing**

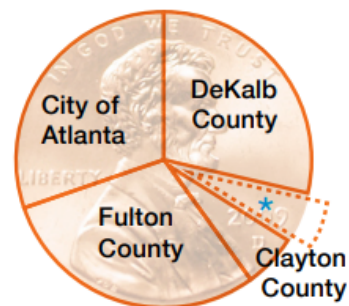
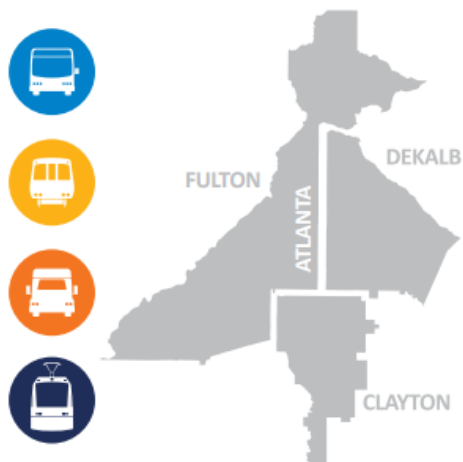
Project Updates

Additional Good News

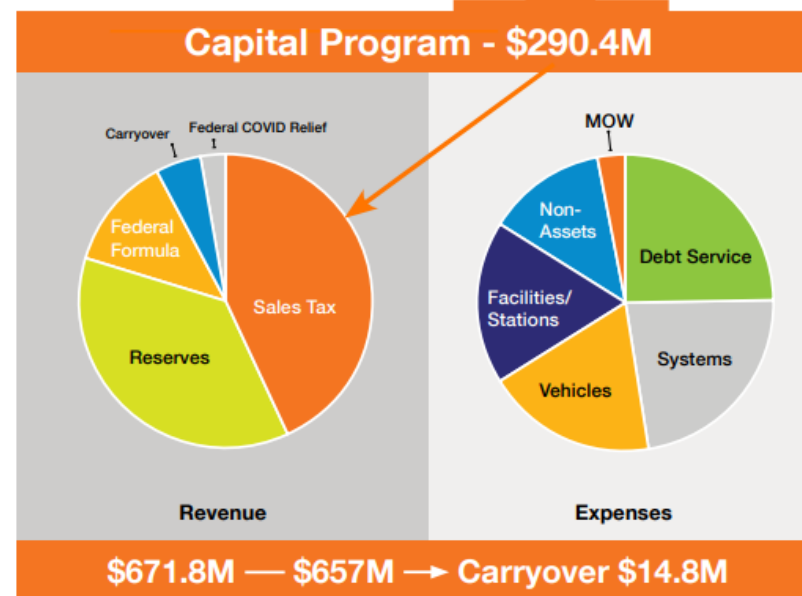
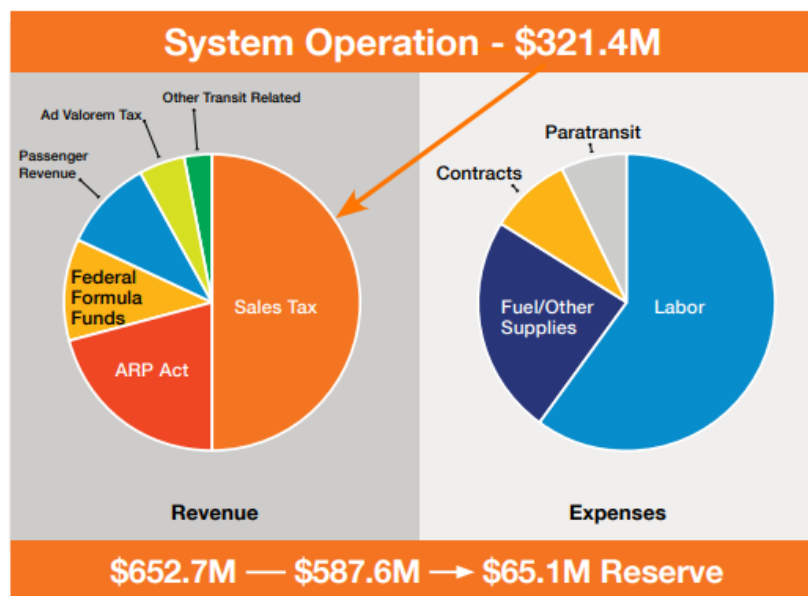


Financials & More MARTA Resequencing

CORE PENNY SALES TAX | City of Atlanta, DeKalb, Fulton, Clayton



TOTAL \$611.8M



*Half of the Clayton County sales tax is set aside in escrow until high capacity transit is built (14th Amendment)

ENHANCED BUS SERVICE



Will More MARTA Atlanta get me to destinations, such as work or school, any faster?

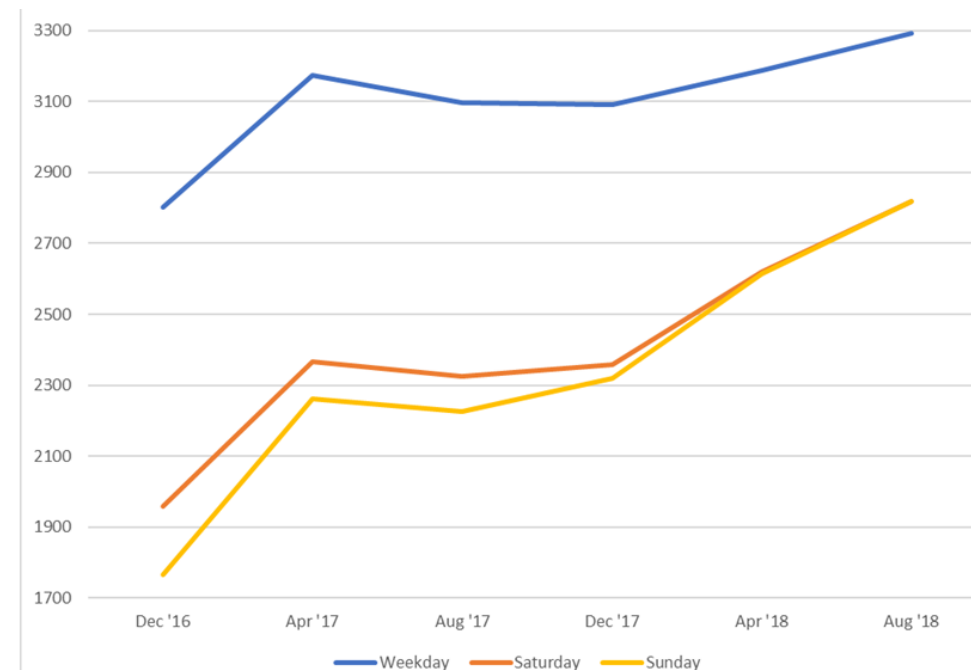
Yes. More MARTA Atlanta will expand access to 350,000 jobs, 115 schools, 77 medical facilities and numerous activity centers. The program will improve local bus service by increasing bus frequency and expanding hours of service (including nights and weekends), serving more areas throughout the city. Many of these improvements have already been made! The following More MARTA Atlanta service has implemented:

- 3 new local bus routes
- 1 new express bus route
- 10 new community circulators
- 3 routes timed to align with rail service
- 32 routes with increased service frequencies
- 32 routes with increased spans of service

[MORE MARTA ATLANTA FAQ](#)



More MARTA Routes - Revenue Service Hours

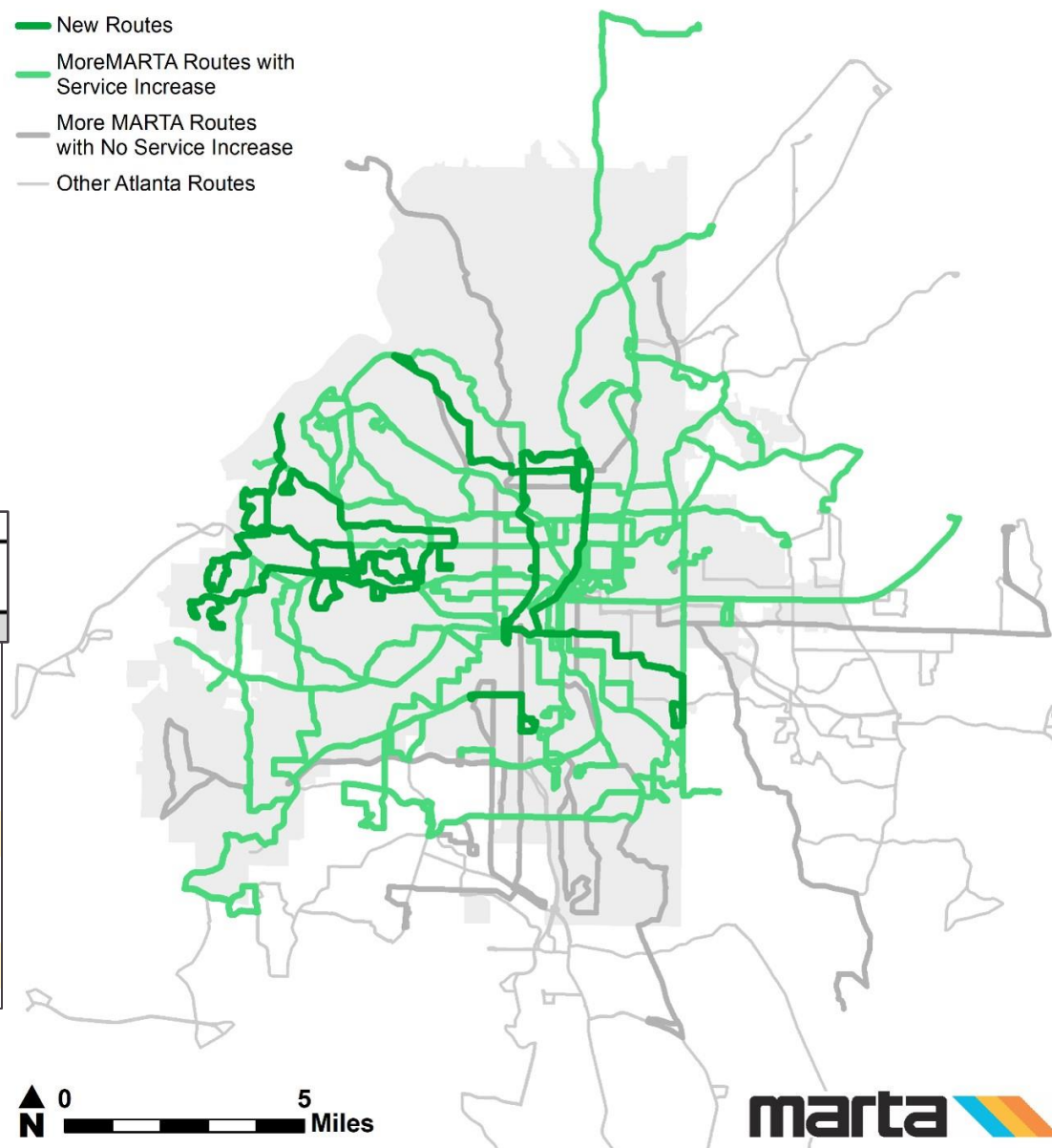


ENHANCED BUS SERVICE

As of FY22:

- ✓ Total Enhanced Bus spend \$180.7M
- ✓ Total More MARTA revenue \$394.8M
- ✓ Enhanced Bus 46%

- New Routes
- MoreMARTA Routes with Service Increase
- More MARTA Routes with No Service Increase
- Other Atlanta Routes



	\$ Millions						Total FY17-FY22
	April-June						
	FY2017	FY2018	FY2019	FY2020	FY2021	FY2022	
Actual Spent on Bus Service Operating							
Bus Operating	12.5	29.0	25.0	26.7	5.6	10.1*	108.9*
Mobility Operating	2.0	4.1	4.0	4.4	0.8	1.9	17.2
Sustaining Capital	2.9	12.5	13.2	12.9	13.7	16.3	71.4
Total Bus Service Actuals	17.4	45.6	42.2	44.0	20.1	28.3	197.5
Sources to Offset Bus Service	<small>*Bus service numbers based on pending data submitted to NTD for approval.</small>						
Federal CMAQ Grant	0.0	0.0	8.4	8.4	0.0	0.0	16.8
Total of Offset Sources	0.0	0.0	8.4	8.4	0.0	0.0	16.8



MORE MARTA ATLANTA PROGRAM DEVELOPMENT



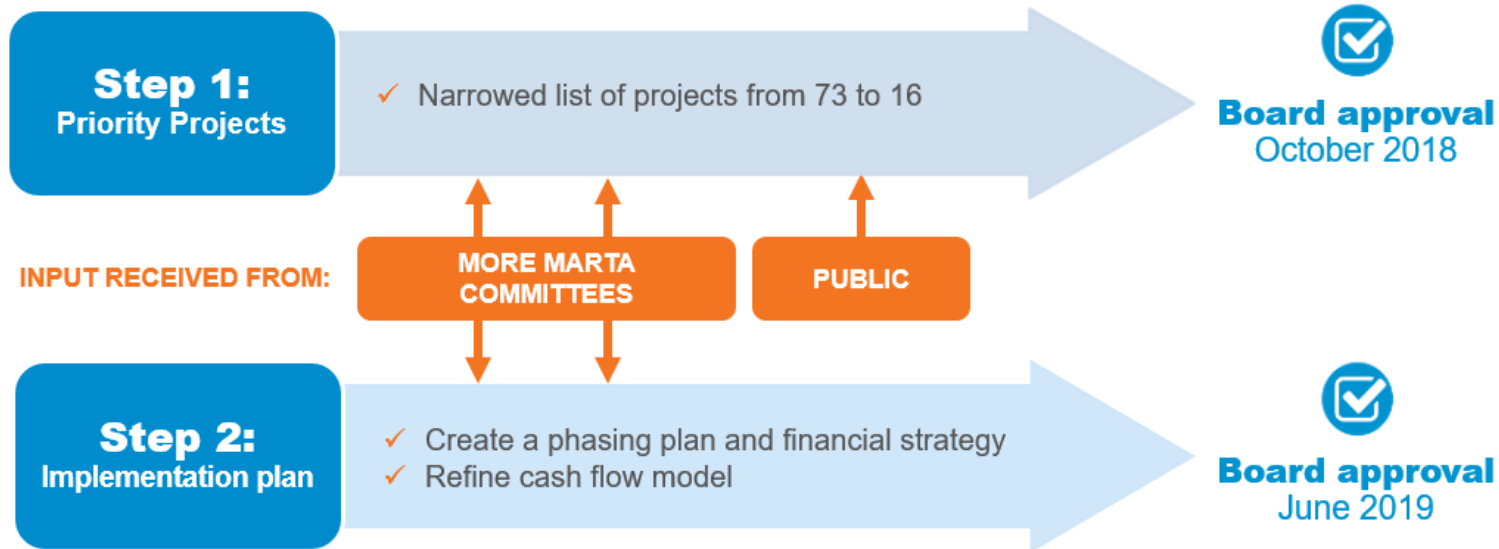
March 27, 2019



Jeffrey A. Parker | General Manager/CEO



DEFINING THE MORE MARTA ATLANTA PROGRAM 2-STEP PROCESS



Step 1:
Priority Projects

✓ Narrowed list of projects from 73 to 16

Board approval
October 2018

INPUT RECEIVED FROM:

MORE MARTA
COMMITTEES

PUBLIC

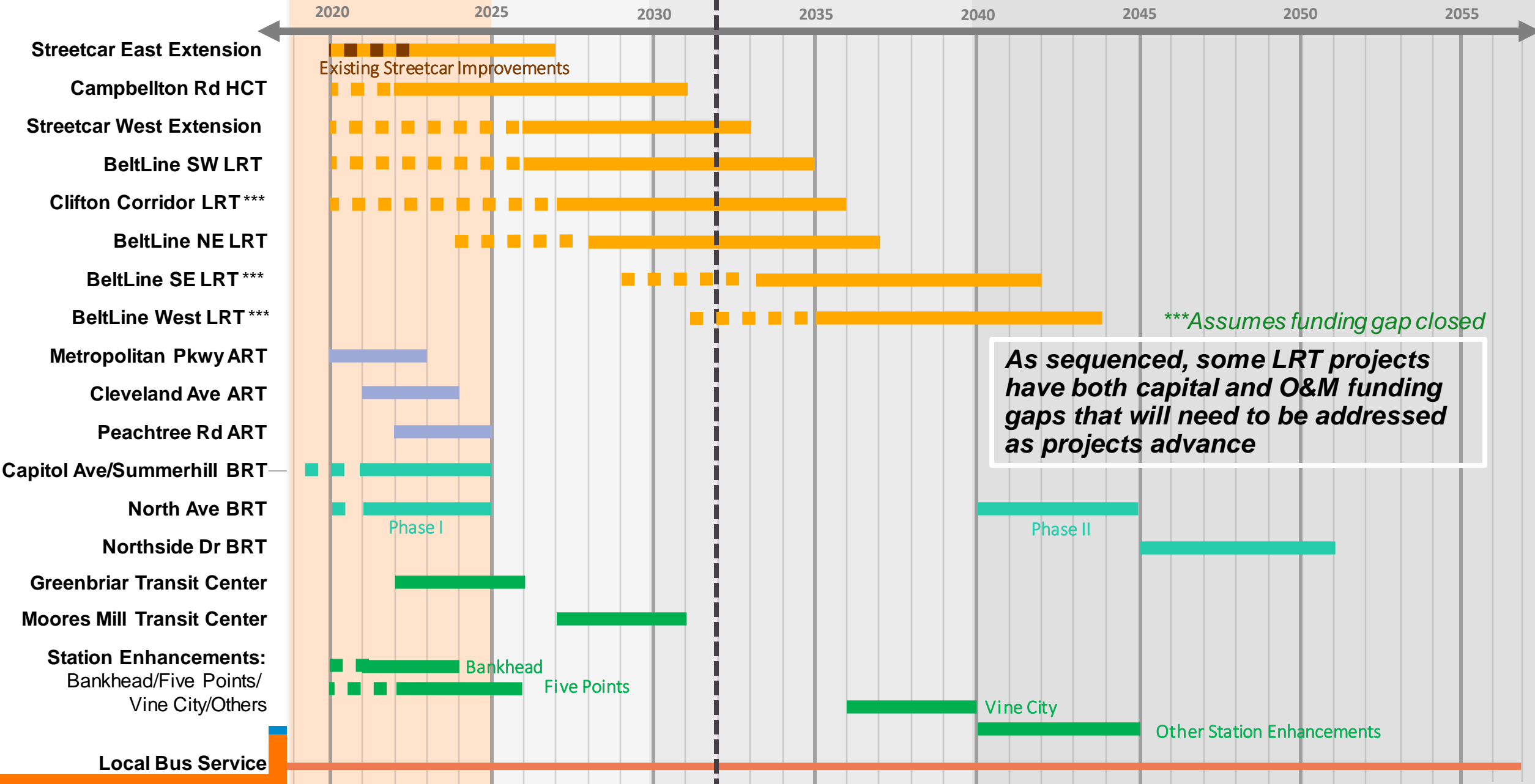
Step 2:
Implementation plan

✓ Create a phasing plan and financial strategy
✓ Refine cash flow model

Board approval
June 2019

MORE MARTA ATLANTA – 2019 SEQUENCING

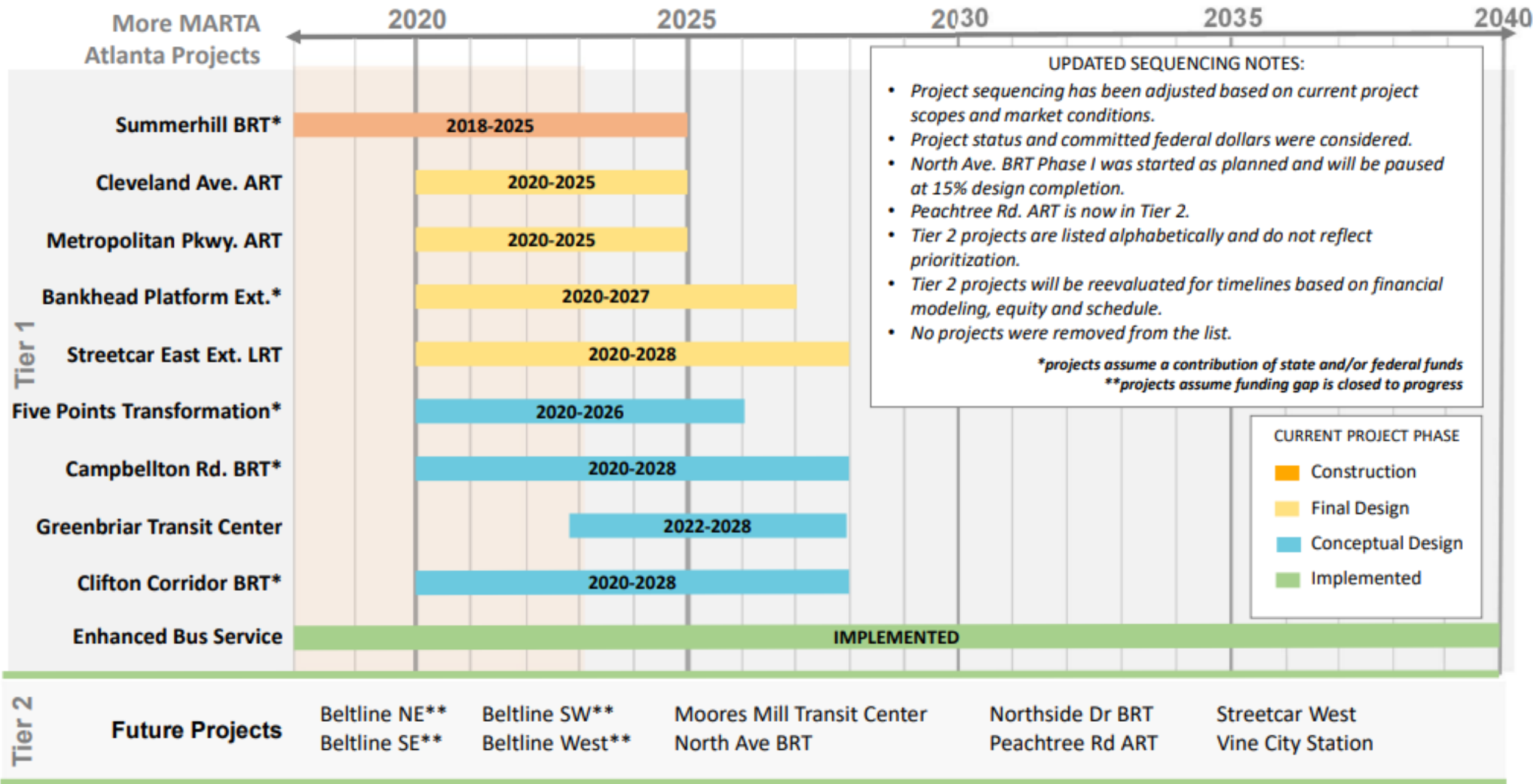
■ ART
 ■ BRT
 ■ LRT
 ■ Stations/Transit Centers
 *Pre-project planning is dashed



As sequenced, some LRT projects have both capital and O&M funding gaps that will need to be addressed as projects advance

***Assumes funding gap closed

PROPOSED SEQUENCING PLAN REVISION – Version 5 (2/22/23)



FINANCIAL MODEL

FY23-FY32 Proposed Sources and Uses of Funds (Year-of-Expenditure Dollars)												
More MARTA City of Atlanta												
2/28/2023												
	FY 23	FY 24	FY 25	FY 26	FY 27	FY 28	FY 29	FY 30	FY 31	FY 32	Totals FY23 - FY32	
Beginning Balance (Reserves)	137,100,000											137,100,000
Revenues												
Capital Sales Tax (Expansion % Only)	54,758,856	53,733,472	55,660,561	53,248,642	54,769,086	51,677,135	42,527,341	44,621,968	46,703,501	48,967,358		506,667,920
Operating Sales Tax (Expansion % Only)	-	-	-	5,000,000	6,000,000	11,500,000	23,500,000	24,657,461	25,807,686	27,058,661		123,523,808
Awarded Federal and State Funds	2,460,397	17,905,318	21,166,682	14,600,000	-	-	-	-	-	-		56,132,397
Potential Federal and State Funds	17,500,000	37,500,000	100,000,000	95,000,000	125,000,000	75,000,000	50,000,000	-	-	-		500,000,000
Interest Income	5,799,330	3,758,255	522,320	792,743	686,243	542,743	307,000	155,521	252,620	404,185		13,220,959
Debt Issue (30Y P+I)	-	20,152,017	247,282,853	204,123,299	120,370,362	54,681,372	-	-	-	-		646,609,904
Total Sources of Funds	80,518,583	133,049,062	424,632,416	372,764,684	306,825,691	193,401,250	116,334,341	69,434,950	72,763,808	76,430,204		1,846,154,989
Total Sources of Funds (Including Beginning Balance)	217,618,583	133,049,062	424,632,416	372,764,684	306,825,691	193,401,250	116,334,341	69,434,950	72,763,808	76,430,204		1,983,254,989
Expenditures												
More MARTA Atlanta Capital	67,288,373	261,159,874	396,371,442	343,121,442	271,371,442	153,500,000	61,500,000	3,500,000	3,500,000	3,500,000		1,564,812,573
Capitol Ave./Summer Hill (BRT)	10,000,000	26,410,000	24,000,000	19,500,000	-	-	-	-	-	-		79,910,000
Campbellton (BRT)	6,356,021	15,804,931	55,000,000	55,000,000	55,000,000	55,000,000	58,000,000	-	-	-		300,160,952
Street Car East Ext. (LRT)	2,000,000	25,000,000	50,000,000	58,000,000	50,000,000	45,000,000	-	-	-	-		230,000,000
Bankhead	3,917,227	10,577,690	20,000,000	13,500,000	10,000,000	-	-	-	-	-		57,994,917
Five Points Station Transformation	6,000,000	72,000,000	85,000,000	40,750,000	-	-	-	-	-	-		203,750,000
Greenbriar (TC)	438,264	2,000,000	2,000,000	2,000,000	2,000,000	-	-	-	-	-		8,438,264
Clifton Corridor (BRT)***	25,000,000	75,000,000	150,000,000	150,000,000	150,000,000	50,000,000	-	-	-	-		600,000,000
Cleveland Ave. Route 578 (ART)	4,000,000	15,000,000	2,000,000	-	-	-	-	-	-	-		21,000,000
Metropolitan Pkwy Route 595 (ART)	3,500,000	15,000,000	4,000,000	-	-	-	-	-	-	-		22,500,000
CPMO - Program Mgt & Communications	3,500,000	3,500,000	3,500,000	3,500,000	3,500,000	3,500,000	3,500,000	3,500,000	3,500,000	3,500,000		35,000,000
More MARTA Atlanta Contingency	2,576,861	867,253	871,442	871,442	871,442	-	-	-	-	-		6,058,440
More MARTA Atlanta Operating	-	-	-	5,000,000	6,000,000	11,500,000	23,500,000	24,657,461	25,807,686	27,058,661		123,523,808
Debt Service	-	1,326,609	17,444,048	28,903,242	35,194,249	37,830,966	37,393,515	37,393,515	37,393,515	37,393,515		270,273,173
Total Uses of Funds	67,288,373	262,486,483	413,815,490	377,024,684	312,565,691	202,830,966	122,393,515	65,550,976	66,701,201	67,952,176		1,958,609,555

CREDIT RATING UPGRADE - AAA

- ✓ Significantly growing, broad based sales tax pledge
- ✓ Substantial and growing reserve balances
- ✓ CIP projected to be fully funded while maintaining high DSCRs
- ✓ Ten consecutive years of operating surpluses
- ✓ Ridership continues to recover (+16.0% CY2022 vs. CY2021)
- ✓ Experienced transit management team with strong budgeting practices

MARTA earns perfect credit rating from top credit and bond rating agencies

By Rachel Kellogg @RachelNBR Feb 17, 2023 0



MORE MARTA ATLANTA CAPITAL EXPENDITURES

Project	Expenditure Type	Capital Expenditures through 1/31/2023					
		FY2019	FY2020	FY2021	FY2022	FY2023	Total
Bankhead Platform Extension	Planning Phase		\$440,265	\$1,112,103	\$1,591,802	\$391,395	\$3,535,565
Beltline NE	Planning Phase			\$8,512	\$206,374	\$140,765	\$355,652
Beltline SE	Planning Phase			\$8,512	\$206,374		\$214,887
Beltline SW	Planning Phase		\$27,106	\$11,841	\$44,183	\$52,609	\$135,740
Campbellton CIC BRT	Planning Phase		\$1,008,548	\$1,908,602	\$1,139,495	\$570,122	\$4,626,766
Cleveland Ave/Metropolitan Pkway ART	Planning Phase		\$184,917	\$617,206	\$794,216	\$62,983	\$1,659,322
	Design Phase					\$211,226	\$211,226
Clifton Corridor BRT	Planning Phase		\$362,936	\$842,950	\$602,498	\$451,667	\$2,260,051
Five Points Transformation	Planning Phase		\$715,270	\$1,014,599	\$1,396,358	\$1,536,035	\$4,662,262
Greenbriar Transit Center	Planning Phase				\$12,326		\$12,326
North Avenue Phase I	Planning Phase		\$132,005	\$347,346	\$258,769	\$158,209	\$896,330
Streetcar East	Planning Phase		\$539,804	\$1,983,311	\$3,094,728	\$1,225,236	\$6,843,079
Streetcar West	Planning Phase		\$46,154	\$47,582	\$82,399	\$62,887	\$239,021
Summerhill BRT	Planning Phase	\$208,320	\$632,219	\$853,708	\$155,555		\$1,849,802
	Design Phase			\$443,477	\$4,217,700	\$1,431,608	\$6,092,785
	Right-Of-Way				\$27,500	\$20,450	\$47,950
More MARTA Program	Program	\$2,355,807	\$3,839,135	\$1,368,681	\$828,499	\$258,859	\$8,650,981
CPMO - More MARTA	Program		\$1,029,417	\$2,188,772	\$3,607,708	\$1,494,356	\$8,320,252
Communications	Program		\$305,387	\$253,569	\$543,048	\$438,279	\$1,540,282
Grand Total		\$2,564,127	\$9,263,162	\$13,010,771	\$18,809,534	\$8,506,686	\$52,154,279



Project Updates

SUMMERHILL BUS RAPID TRANSIT

PHASE: CONSTRUCTION

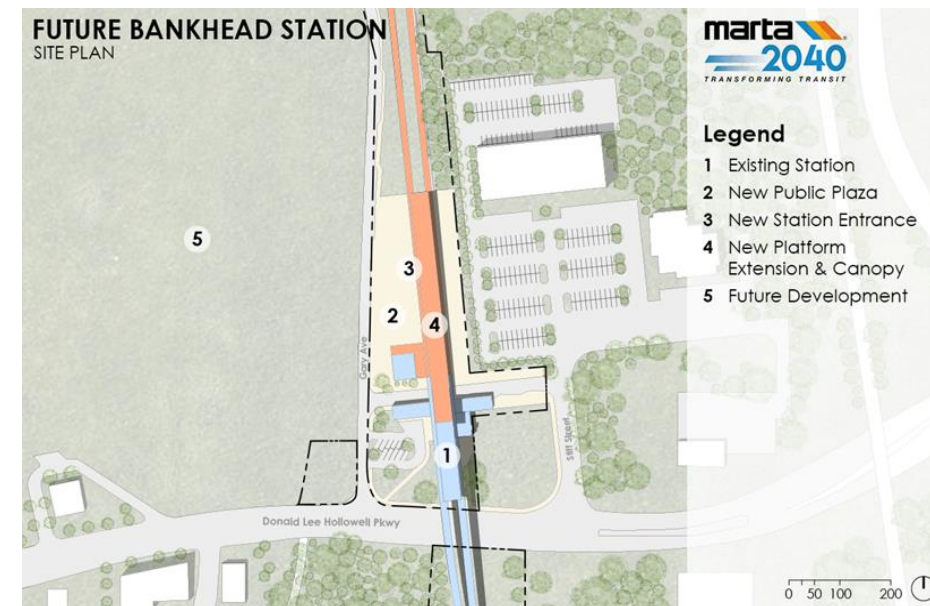
- ✓ Utility construction by Atlanta Watershed ongoing
- ✓ Georgia Power light pole relocation starts in May
- ✓ Construction contract approved by MARTA Board Committee 2/23, full Board in March
- ✓ Construction expected in May
- ✓ 63 of 63 ROW parcels approved for offers



PROJECT PROGRESS BANKHEAD

PHASE: TRANSITION TO FINAL DESIGN

- ✓ Bankhead Platform Extension – 30% design complete
- ✓ Upcoming procurement of Final Design contractor
- ✓ Coordination with transit-oriented development (TOD) master plan study



PROJECT PROGRESS – CLEVELAND AVE ART and METROPOLITAN PKWY ART

PHASE: TRANSITION TO FINAL DESIGN

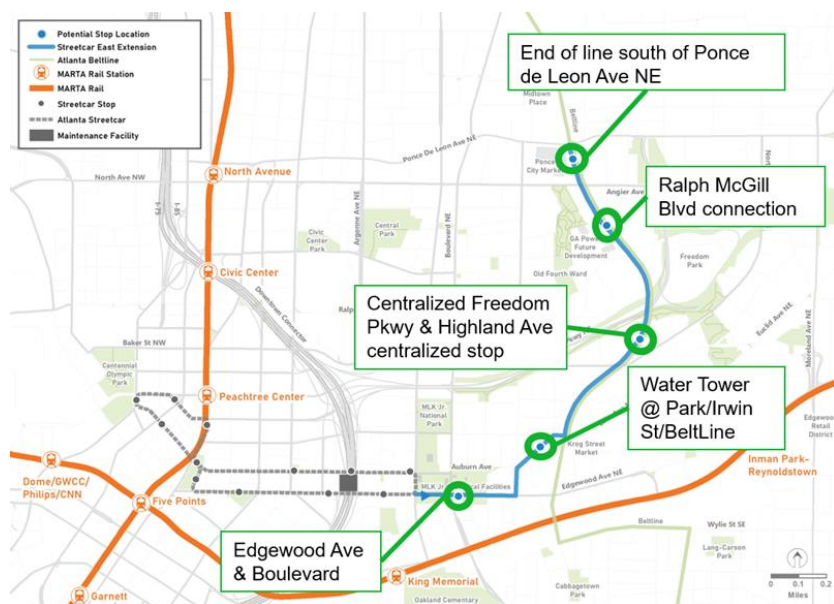
- ✓ Cleveland Ave ART and Metropolitan Pkwy ART – almost to 90% designs complete, bid as a single project
- ✓ Continued right-of-way coordination
- ✓ Ongoing coordination with City of Atlanta, City of East Point and Georgia Department of Transportation (GDOT)



PROJECT PROGRESS – STREETCAR EAST

PHASE: TRANSITION TO FINAL DESIGN

- ✓ Streetcar East – 30% design complete
- ✓ MARTA Board approved issuance of a “Request for Expressions of Interest” for final design 2/9



The Atlanta Journal-Constitution

[Georgia Politics](#)
[Black History Month](#)
[Opinion](#)
[Sports](#)
[AJC Live](#)
[EPaper](#)
[Newsletters](#)

MARTA rep on Atlanta Streetcar extension: ‘This project is happening’



INTOWN ATLANTA

By David Wickert, The Atlanta Journal-Constitution

Feb 24, 2023



PROJECT PROGRESS – FIVE POINTS

PHASE: TRANSITION TO FINAL DESIGN

- ✓ Five Points Transformation is narrowing in on a final design concept that can be delivered in time for 2026 World Cup
- ✓ Continued advancement of the canopy deconstruction design

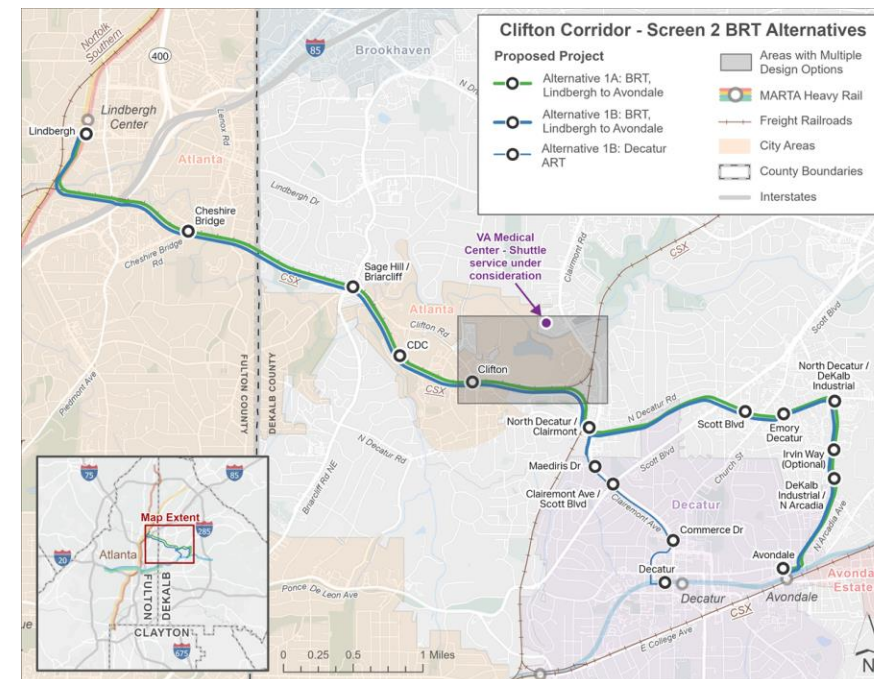


CORRIDOR PROJECTS

PHASE: PLANNING

- ✓ Campbellton Community Investment Corridor BRT
 - approved for entry into FTA’s project development phase
 - ✓ Advancement towards 30% design
 - ✓ NEPA checklist submission

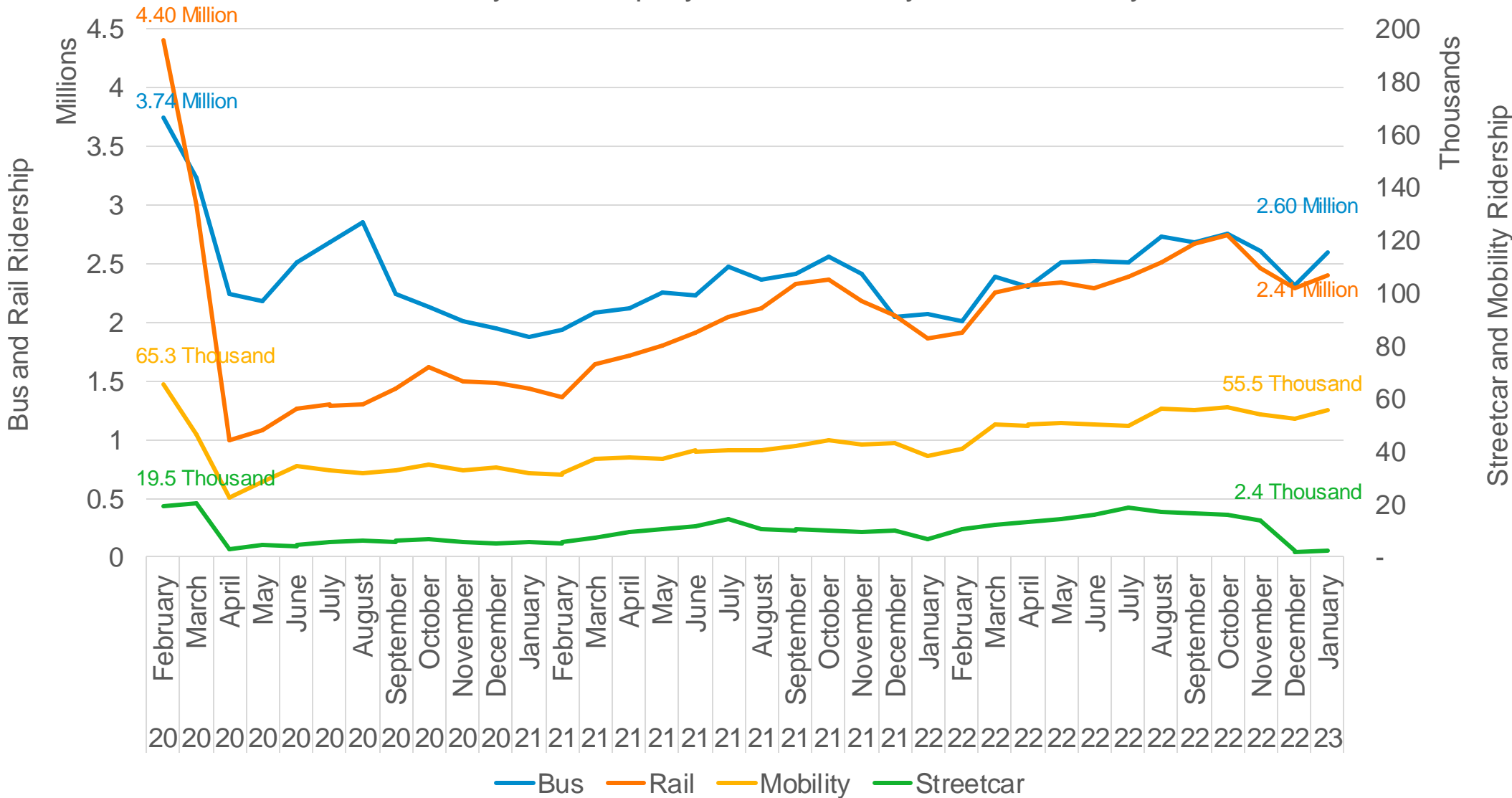
- ✓ Clifton Corridor – Alternatives Analysis has narrowed down to two alternatives:
 - ✓ BRT Lindbergh to Avondale
 - ✓ BRT Lindbergh to Avondale + ART Decatur spur





Additional Good News

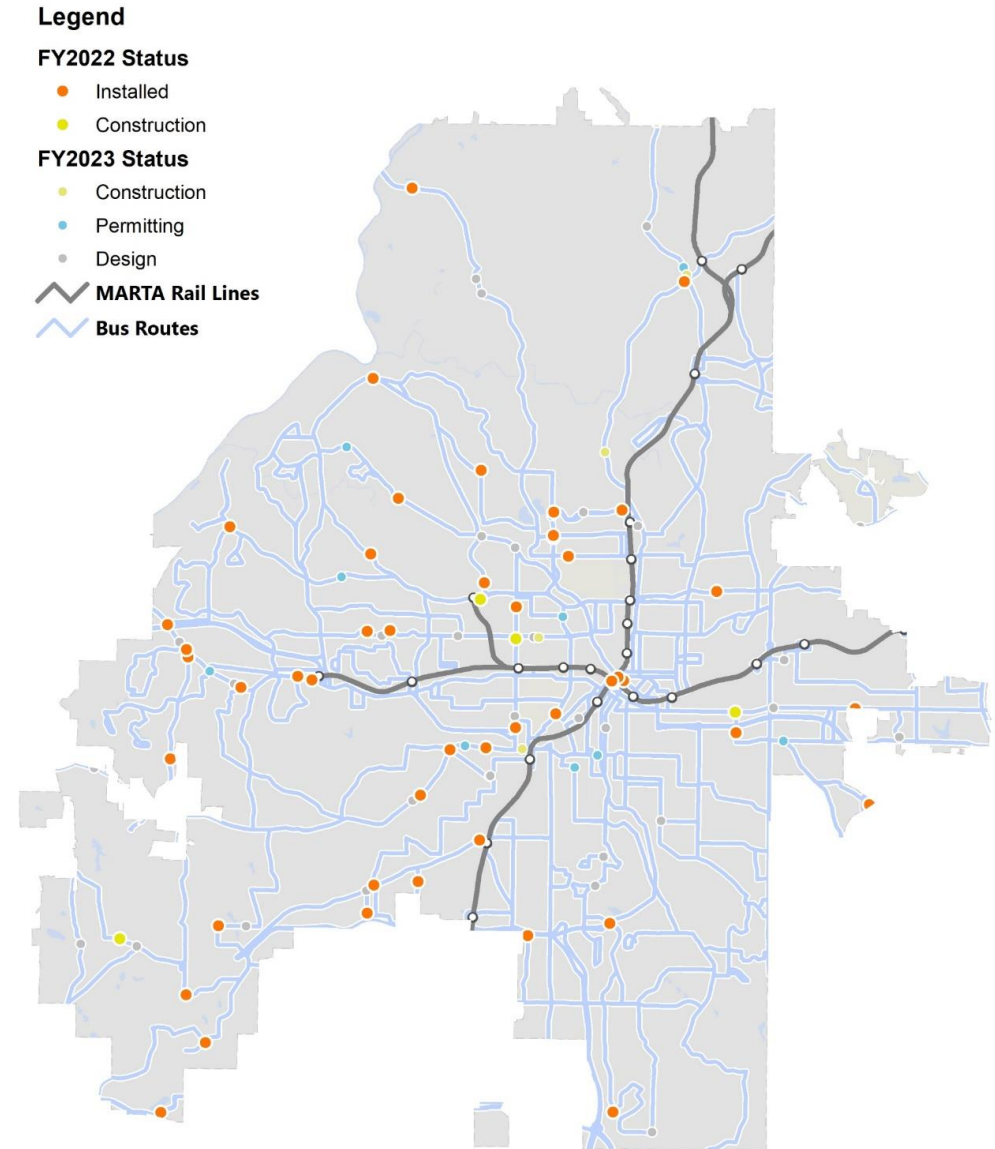
MARTA Monthly Ridership by Mode February 2020 - January 2023



BUS SHELTERS & AMENITIES UPDATE


- FY22 Amenities Status
 - 46 amenities installed
 - 4 under construction

- FY23 Amenities Status
 - 4 under construction
 - 14 in permitting
 - 32 in design



STREETCAR RETURN TO SERVICE UPDATE

- ✓ First set of truck wheels arrived back from Utah Transit Authority, began testing on the track February 28
- ✓ Streetcars will begin return to service on March 2, with a mix of Streetcars and shuttle vans, until mid-March





Thank You

