

2017 Point in Time Count



CDHS Committee • May 29, 2018



City of Atlanta's Approach to Homelessness: the Continuum-of-Care



In 2013, City Council authorized the establishment of the **Atlanta Homeless Continuum-of-Care (CoC)** as its system wide entity for addressing homelessness in the City of Atlanta as well as authorized the incubation of **501c3 Partners for HOME to operate and administer the CoC.**

Atlanta Homeless CoC Key Activities

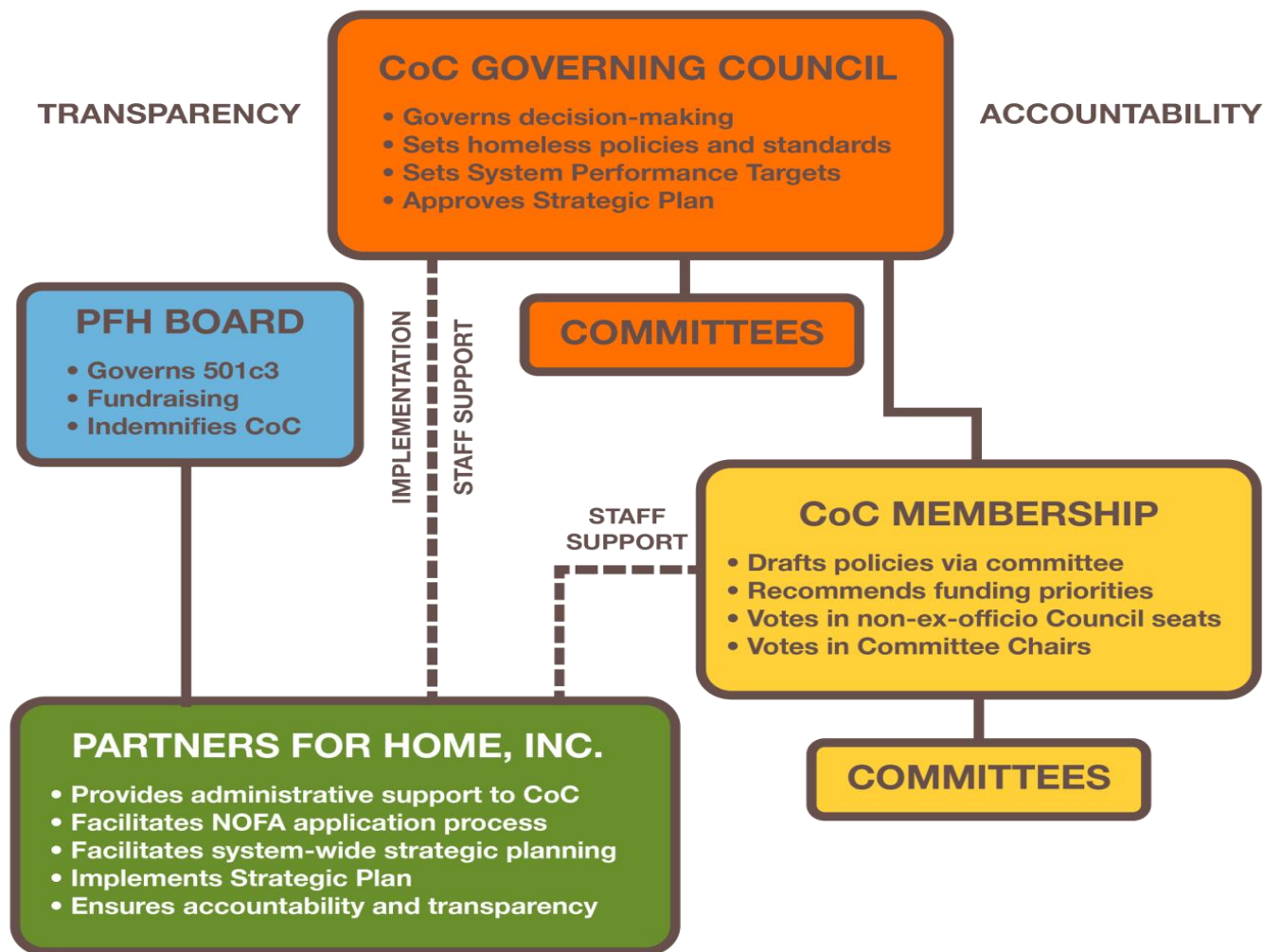
- Promotes communitywide commitment to the goal of ending homelessness
- Promotes access to and effect utilization of mainstream programs
- For Atlanta, over 100 service agencies participate
- Oversight provided by a Governing Council, comprised of State, City, Faith and Provider representation
- Applies for and monitors \$7.2M annually which funds permanent housing solutions
- Develops, and executes strategic plan
- Performance reporting and oversight of data quality into HMIS
- Plan, organizes, and leads the annual Point in Time Count

Coordination both with the external community of funders, providers, advocates and homeless individual and also with internal City of Atlanta agencies:

- CoA Finance / Office of Grants Management
- Mayor's Office of Human Services and Constituent Services
- Atlanta Police Department HOPE (Homeless Outreach & Policing Enforcement) team
- Department of Corrections
- The Municipal Community Court and associated offices (Public Defender, City Solicitor)



Agency Organization





Community Wide Effort



Planning Committee

- Hope Atlanta
- PCCI
- APD-Hope Team
- HUD Technical Asst.
- United Way
- Veterans Administration
- Constituent Services
- Code Enforcement

Commitments

- APD: 30 officers
- CAP: Ambassadors
- Vehicles: CoA, Hope Atlanta, VA, APD, Salvation Army, Mercy Care, VEO, 1st Step
- Facility: First Presbyterian Church



Night of:

- 30 teams each paired with APD officer
- Cover every beat within each zone + airport + Marta
- Low volume teams are redeployed to higher volume areas to ensure adequate coverage
- Hot spots identified in advance with outreach, code enforcement and Hope/APD in each beat



Day Shift Methodology 1/24-1/29

30 shifts Tuesday-Sunday canvassing areas frequented by individuals experiencing homelessness including:

- Soup kitchens
- Social service agencies
- Encampments
- Abandoned buildings



Volunteers



- 250+ volunteers night of January 23
- 100 volunteers on subsequent day shifts
- 30+ APD officers
- Ambassadors
- VA, and HUD employees



Purpose



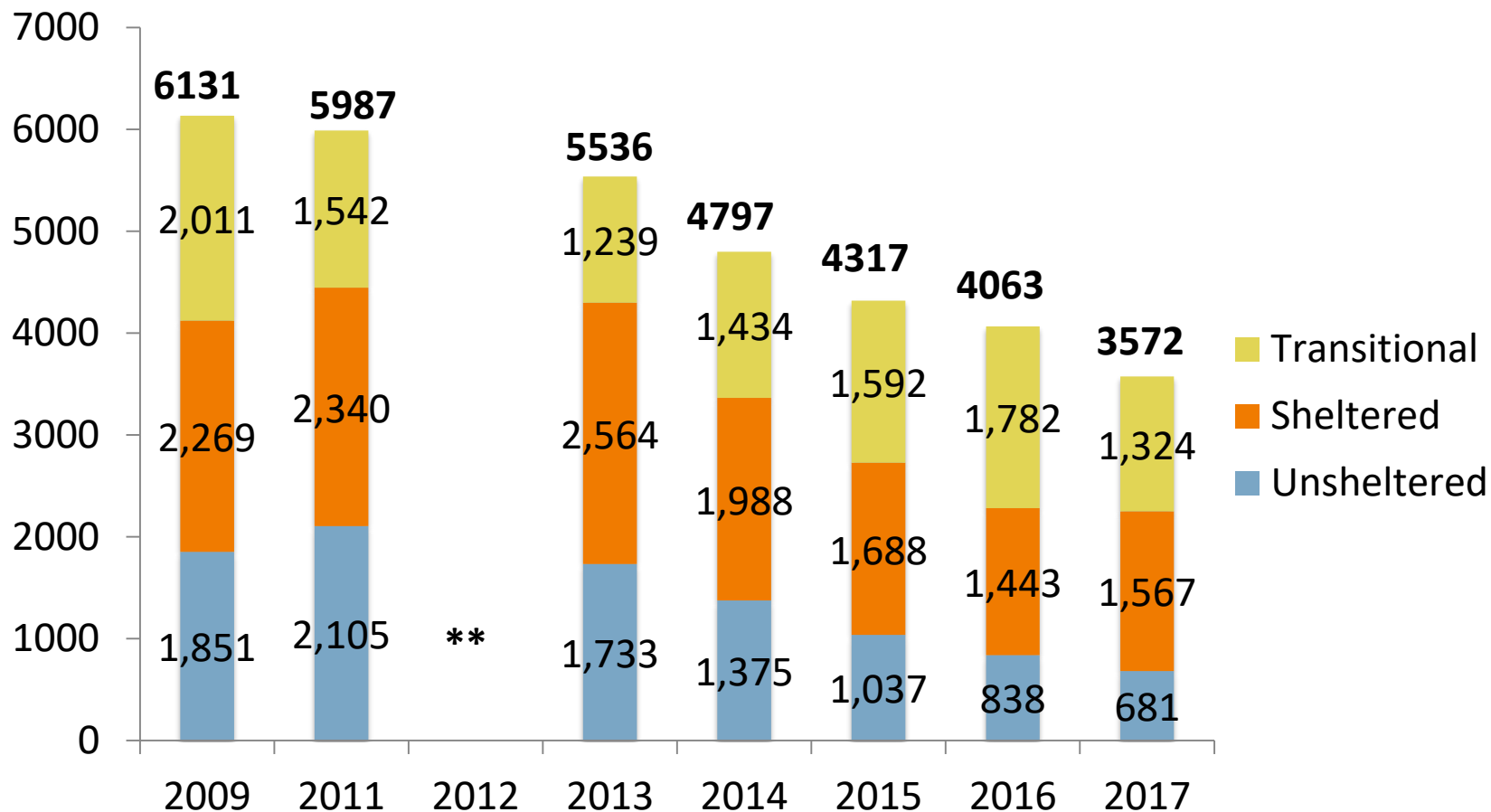
- Data is used to:
 - Inform Strategic Planning
 - Gauge our progress
 - Leverage funds to increase services and capacity



Historical HUD Homeless Count



Atlanta's unsheltered count has been reduced by over 67%
Total count has decreased by more than 40%



**No HUD Count was Conducted in 2012



2017 Point in Time Count Data:

PARTNERS FOR
HOME


1,567
In Emergency
Shelters




1,324
In Transitional
Housing




681
Unsheltered




3,572


TOTAL INCLUDED IN THE COUNT
Statistics from Atlanta 2017 Point in Time Count


19%
Of persons
identified
were
unsheltered.


10%
Of persons
identified
were chronically
homeless.



31%
Of persons
identified
were
reported having
a mental illness


-44%
Decrease in chronically
homeless since 2015; 781 in 2015
to 346 total in 2017.*


-39%
Decrease in veterans who are
homeless in our community since
2015 (633 in 2015 to 386 in 2017).

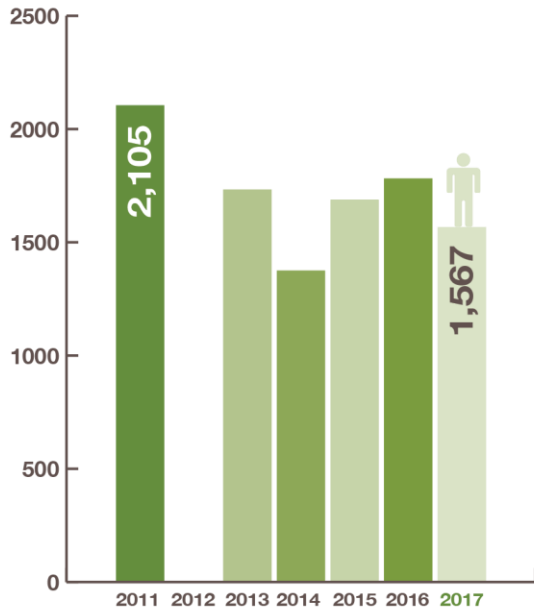

-17%
DECREASE IN TOTAL COUNT FROM 2015


-12%
DECREASE IN TOTAL COUNT FROM 2016

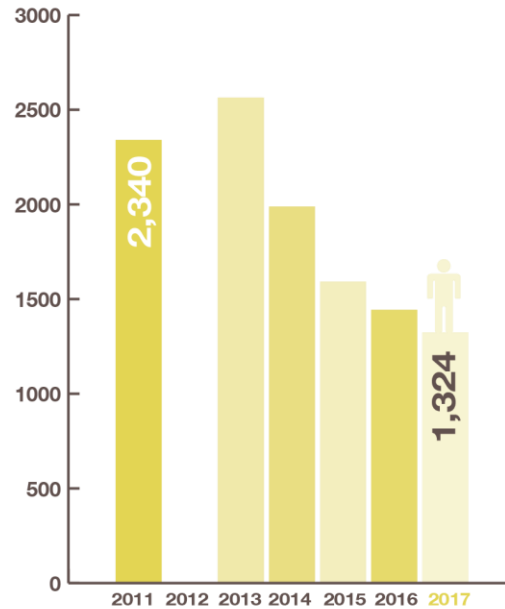

-34%
Decrease in unsheltered
homeless since 2015. (1,037 in
2015 to 681 in 2017).



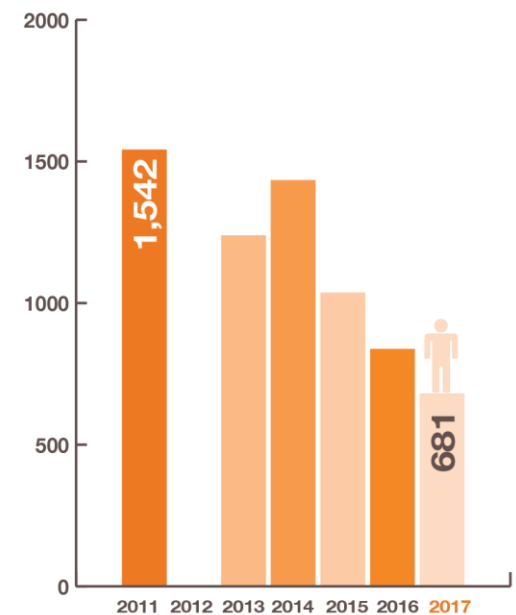
Substantial progress in decreasing homelessness in recent years



SHELTERED



TRANSITIONAL



UNSHELTERED

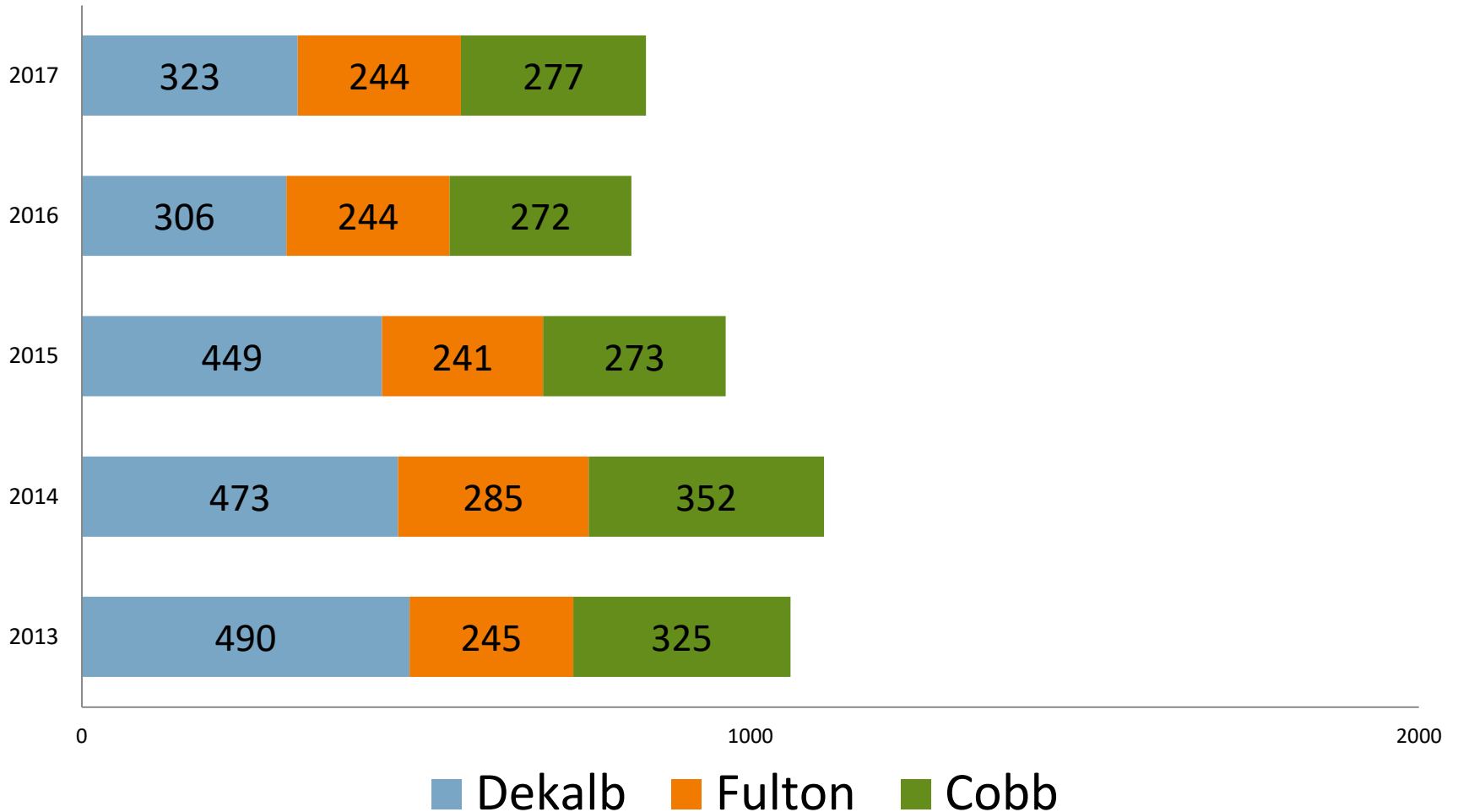
More than 1,859 City of Atlanta homeless veterans have been placed in permanent housing since 2015.

**PIT count not conducted in 2012

SOURCE: HUD website: 2011 figures disaggregated by Pathways



Trends 2013-2017: Total Population for Cobb, Fulton and Dekalb



Source: HUD Exchange, https://www.hudexchange.info/programs/coc/coc-homeless-populations-and-subpopulations-reports/?filter_Year=2017&filter_Scope=CoC&filter_State=GA&filter_CoC=&program=CoC&group=PopSub



2018 Point in Time

- Same methodology as 2017
- Jan. 22, 2018 night count
- Day shifts: 23rd-28th
- Data submitted to HUD in May, 2018
- Report to Governing Board for approval June 28, 2018
- Overall count is down 14% from 2017

Thank you!

CONTACT:

Cathryn Marchman, LCSW, Esq.
Executive Director

CFMarchman@AtlantaGa.Gov
404-694-2262
Partnersforhome.org

PARTNERS FOR
HOME