

Shareable Dockless Mobility Device

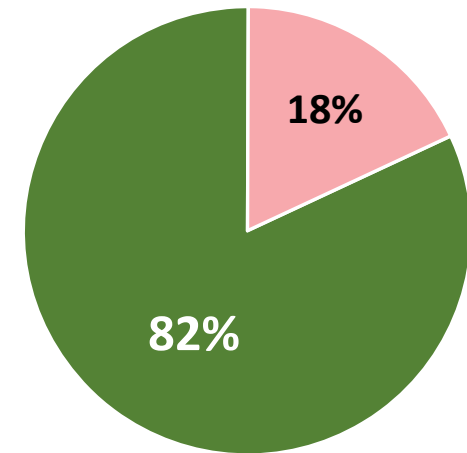
Transportation Committee Update
12/11/2019



Preliminary Atlanta E-Scooter Survey Results

- 2,640 Responses
- 82% think e-scooters SHOULD be an option for Atlantans.
- 67% have ridden an e-scooter or would like to try it out.
- Most common barriers to riding or riding more often:
 - *I don't always feel safe riding on Atlanta streets*
 - *Not enough dedicated bike/e-scooter lanes*

Should e-scooters be an option for Atlantans?



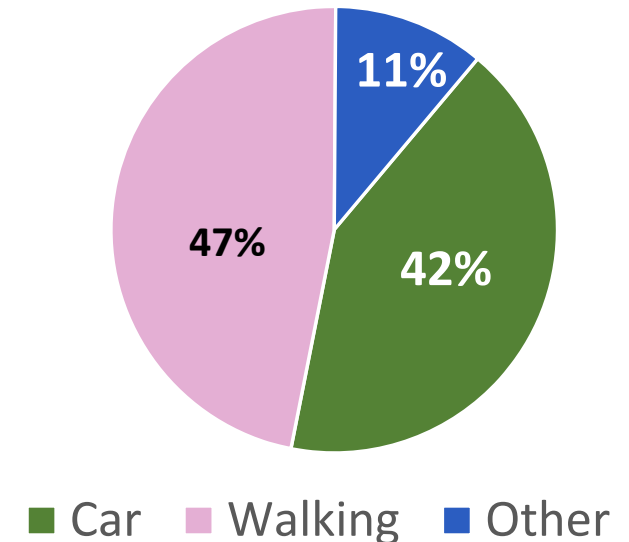
■ Yes ■ No



Preliminary Atlanta E-Scooter Survey Results

- 81% of scooter riding respondents currently ride a few times a month or less
- Most common places visited on scooters:
 - Social recreation and special events
 - Work related
- 42% of rides are replacing car trips (personal + ride hailing)
- 21% of trips are connecting to transit

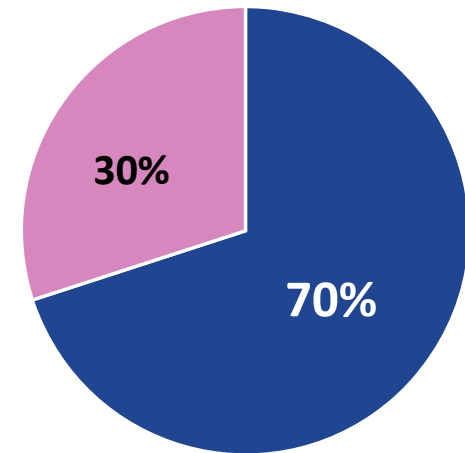
42% of E-Scooter rides are replacing car trips



Preliminary Atlanta E-Scooter Survey Results

- 9% of all respondents report being involved in a crash or fall
- 46% of all respondents have witnessed a crash or fall
- Crash type (could be with multiple participants)
 - 70% of crashes/falls reported are single person falls
 - 29% crashes with pedestrians
 - 19% crashes with cars

Who was involved in crashes/falls?



■ Single person fall/crash ■ Other



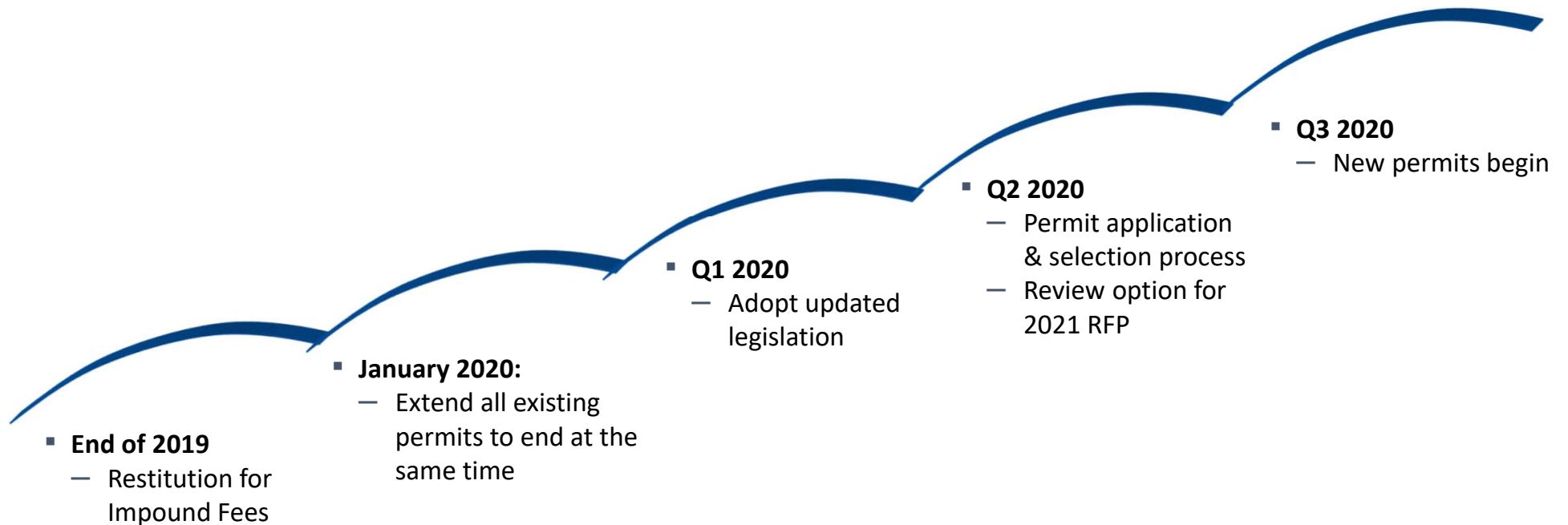
Preliminary Atlanta E-Scooter Survey Results

Most requested program and regulatory changes:

- Build more safe places to ride
- Create designated parking areas
- Decrease overall number of scooters and the number of companies
- Improve equitable access and improve device maintenance



Next Steps



Thank you
mobility@atlantaga.gov

