

ATLANTA POLICE DEPARTMENT



COMMUNITY SERVICES DIVISION CODE ENFORCEMENT SECTION

**PUBLIC SAFETY & LEGAL ADMINISTRATION
COMMITTEE MEETING
APRIL 25, 2017**

**COMMANDER
MAJOR VAN HOBBS**

CODE ENFORCEMENT SECTION ACTIVITY FY17



COMPLIANCE RESOLUTION ACTIVITY

Completed and Pending Activity

- **91 - Total Number of In Rem Orders Existing**
 - Demolition Orders 79
 - Clean and Close Orders 12

- **61– Total Number of Orders Executed**
 - Demolition Orders 42
 - Clean and Close Orders 19*

- **29 – Total Number of Orders Awarded**
 - Demolition Orders 17
 - Clean and Close Orders 12**

Note: 62 remaining demo orders pending asbestos survey/asbestos abatement

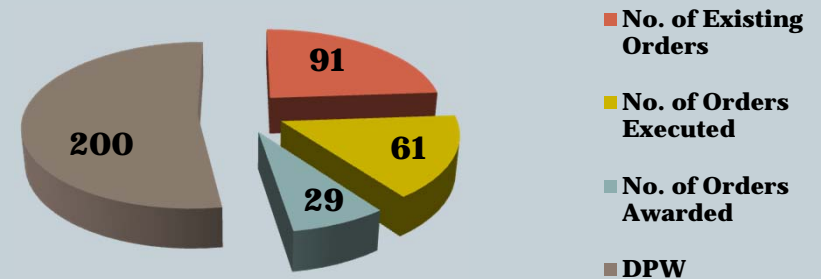
- **200 – Total Number of Properties Cleaned and Cut by the Department of Public Works**

Note:

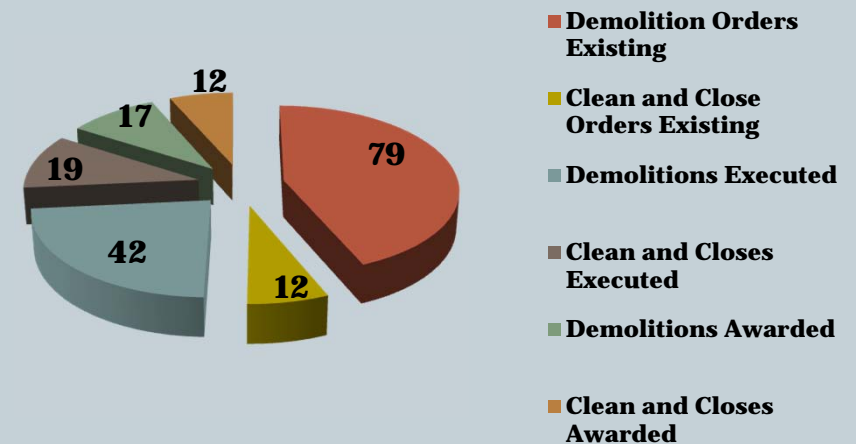
*17 projects cleaned and closed by Dept. of Corrections

**all projects awarded to City contractor

Total Activity



Demolition and Clean and Close



CODE ENFORCEMENT SECTION ACTIVITY FY17



**Demolition Project
Before**




After



CODE ENFORCEMENT SECTION ACTIVITY FY17



Demolition Project Before



After



CODE ENFORCEMENT SECTION ACTIVITY FY17



Detail Participation

- InTown Suites
- Fairburn Gordon Apartments
- Rolling Bend Apartments
- Allen Hill Apartments
- Deerfield Gardens/Cascade Pines
- Sierra Ridge Apartments
- Edgewood Court Apartments
- Hidden Hollow Apartments
- Pavillion Place Rentals

With the exception of InTown Suites, all details took place in March 2017. Detail participation included APD-Code Enforcement, APD-Quality of Life Officers, the Solicitors Office, the Department of Planning and Community Development Office of Zoning, Department of Public Works SWEET division, and the Department of Watershed Management

CODE ENFORCEMENT SECTION ACTIVITY FY17



Detail Participation

1944 Piedmont Circle – InTown Suites

Before



After



CODE ENFORCEMENT SECTION

2016 1st QTR vs. 2017 1st QTR Activity



2016 Inspection and Research Activity

2016 1st QTR - Inspections				
Source of Inspection	Court Reinspection	Initial Inspection	Reinspection	Grand Total
Area Inspection	71	84	92	247
Bureau of Housing	13	1	7	21
Citizen Complaint	522	1456	933	2911
City Council/Mayors Office	6	4	2	12
Police Dept	10	21	1	32
Public Works			1	1
#N/A	1	10	8	19
Grand Total	623	1576	1044	3243

2016 1st QTR - Research

290 Cases

2017 Inspection and Research Activity

2017 1st QTR - Inspections				
Source of Inspection	Court Reinspection	Initial Inspection	Reinspection	Grand Total
Area Inspection	232	894	683	1809
Bureau of Buildings		2		2
Bureau of Housing	3			3
Bureau of Planning			1	1
Citizen Complaint	891	1178	952	3021
City Council/Mayors Office	12	43	35	90
Historical Related Case		7	1	8
Police Dept	18	38	18	74
Public Works	1			1
#N/A	2	44	15	61
Grand Total	1159	2206	1705	5070

2017 1st QTR - Research

539 Cases

increased # of inspections by 56%

increased # of area inspections by 630%

increased # of cases researched by 86%